

Mrs. Beshavard  
1<sup>st</sup> Grade.

Week Three

4/13 – 4/17

# Even and Odd BUGS

Name: \_\_\_\_\_

Solve the addition and subtraction equations. Determine if the answers are even or odd and color the correct bug. Match the answer from the equation to the number at the bottom of the page. Fill in the blank with the letter from the box. A mystery sentence will be revealed.

$8 + 7 = \underline{\quad}$ 	$17 - 5 = \underline{\quad}$ 
---------------------------------	----------------------------------

$14 - 6 = \underline{\quad}$ 	$9 + 9 = \underline{\quad}$ 	$12 + 4 = \underline{\quad}$ 
----------------------------------	---------------------------------	----------------------------------

$10 + 9 = \underline{\quad}$ 	$13 - 3 = \underline{\quad}$ 	$15 - 8 = \underline{\quad}$ 
----------------------------------	----------------------------------	----------------------------------

$16 - 7 = \underline{\quad}$ 	$5 + 9 = \underline{\quad}$ 	$11 - 5 = \underline{\quad}$ 
----------------------------------	---------------------------------	----------------------------------

7    10    18

14    12    16    15

19    8    18

6    9

7    10    18

16    8    19    15    15

Name: \_\_\_\_\_

# Mystery Numbers

Look at the given number. Write the numbers that are one more and one less than the given number in the boxes on the left. Write the numbers that are ten more and ten less than the given number in the boxes on the right.

1 Less	Number	1 More
	<b>68</b>	
	<b>40</b>	
	<b>85</b>	
	<b>59</b>	
	<b>76</b>	

10 Less	Number	10 More
	<b>54</b>	
	<b>72</b>	
	<b>67</b>	
	<b>33</b>	
	<b>81</b>	

Determine the number that is missing in the boxes. Use the given numbers as clues.

	-10	
-1	<b>?</b>	+1
	+10	

	<b>64</b>	
<b>73</b>		<b>75</b>
	<b>84</b>	

	<b>47</b>	
<b>56</b>		<b>58</b>
	<b>67</b>	

	<b>19</b>	
<b>28</b>		<b>30</b>
	<b>39</b>	

# Measuring UP!

Name: \_\_\_\_\_

Use the ruler to measure how many inches tall each picture is.

\_\_\_\_\_ inches

\_\_\_\_\_ inches

\_\_\_\_\_ inches

\_\_\_\_\_ inches

\_\_\_\_\_ inches

\_\_\_\_\_ inches

Write the number of inches tall each picture is on the lines. Solve the addition or subtraction equations.

$$\begin{array}{c} \text{_____} \\ + \\ \text{_____} \\ \hline \text{_____} \\ \text{_____} \\ \text{_____} \end{array}$$

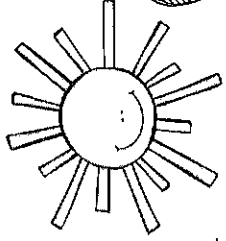
$$\begin{array}{c} \text{_____} \\ - \\ \text{_____} \\ \hline \text{_____} \\ \text{_____} \\ \text{_____} \end{array}$$

$$\begin{array}{c} \text{_____} \\ + \\ \text{_____} \\ \hline \text{_____} \\ \text{_____} \\ \text{_____} \end{array}$$

$$\begin{array}{c} \text{_____} \\ - \\ \text{_____} \\ \hline \text{_____} \\ \text{_____} \\ \text{_____} \end{array}$$

$$\begin{array}{c} \text{_____} \\ + \\ \text{_____} \\ \hline \text{_____} \\ \text{_____} \\ \text{_____} \end{array}$$

$$\begin{array}{c} \text{_____} \\ - \\ \text{_____} \\ \hline \text{_____} \\ \text{_____} \\ \text{_____} \end{array}$$



# CLOUDY

# CONTRACTIONS

Name: \_\_\_\_\_

Read the contraction on the sun. Write the two words that make the contraction on the clouds.

we're

\_\_\_\_\_

\_\_\_\_\_

that's

\_\_\_\_\_

\_\_\_\_\_

I'm

\_\_\_\_\_

\_\_\_\_\_

aren't

\_\_\_\_\_

\_\_\_\_\_

you've

\_\_\_\_\_

\_\_\_\_\_

she'll

\_\_\_\_\_

\_\_\_\_\_

it's

\_\_\_\_\_

\_\_\_\_\_

we'll

\_\_\_\_\_

\_\_\_\_\_

he's

\_\_\_\_\_








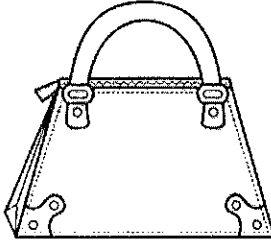

\_\_\_\_\_

Name: \_\_\_\_\_




# Blooming R-Controlled Vowels

Say the picture name. Color the flower with the correct r controlled vowel. Write the word on the lines.

<p>sh__k</p>  <p>ar</p> <p>or</p>	<p>b__d</p>  <p>or</p> <p>ir</p>	<p>f__k</p>  <p>er</p> <p>or</p>
<hr/>		
<p>t__key</p>  <p>or</p> <p>ur</p>	<p>hamm__</p>  <p>er</p> <p>ar</p>	<p>b__n</p>  <p>ar</p> <p>ir</p>
<hr/>		
<p>c__n</p>  <p>er</p> <p>or</p>	<p>p__se</p>  <p>or</p> <p>ur</p>	<p>sh__rt</p>  <p>ir</p> <p>ar</p>
<hr/>		

Name: \_\_\_\_\_


# Give it a **PRONOUN**



she      his  
our      them  
they      he  
her      it

Read the sentence. Use a pronoun that is in the lily pad to replace the underlined word. Write the pronoun on the line.

The boy is playing  
with the dog.




\_\_\_\_\_

Jill and Mike got a  
cake for the party.



\_\_\_\_\_

My book is in  
grandma's car.



\_\_\_\_\_

I am going to Jake's  
house today.



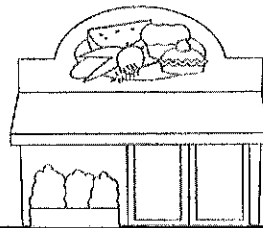
\_\_\_\_\_

We got some ice cream  
with Sam and Ava.



\_\_\_\_\_

Jessica went to  
the store.






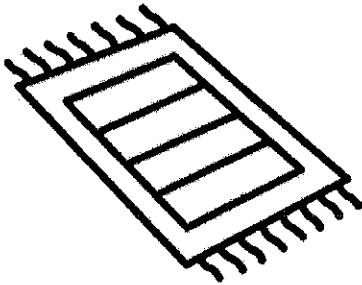


\_\_\_\_\_

Name \_\_\_\_\_

Date \_\_\_\_\_

# Perfect Pairs

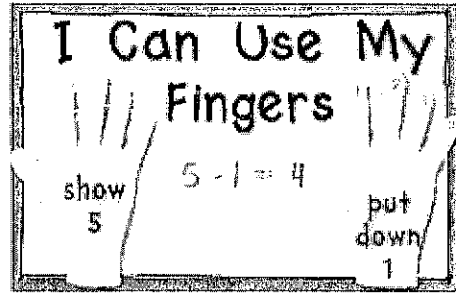
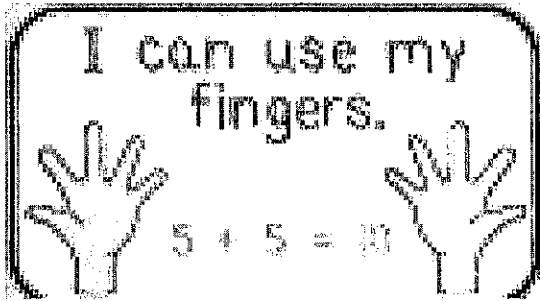
Draw a line from each picture on the left to the picture that rhymes with it on the right.





Name: \_\_\_\_\_

Use your fingers to solve the problems.




$\begin{array}{r} 12 \\ + 4 \\ \hline \end{array}$	$\begin{array}{r} 15 \\ + 7 \\ \hline \end{array}$	$\begin{array}{r} 15 \\ - 4 \\ \hline \end{array}$	$\begin{array}{r} 14 \\ - 7 \\ \hline \end{array}$
$\begin{array}{r} 15 \\ + 5 \\ \hline \end{array}$	$\begin{array}{r} 10 \\ + 6 \\ \hline \end{array}$	$\begin{array}{r} 16 \\ - 8 \\ \hline \end{array}$	$\begin{array}{r} 11 \\ - 4 \\ \hline \end{array}$
$\begin{array}{r} 13 \\ + 4 \\ \hline \end{array}$	$\begin{array}{r} 9 \\ + 3 \\ \hline \end{array}$	$\begin{array}{r} 10 \\ - 6 \\ \hline \end{array}$	$\begin{array}{r} 16 \\ - 5 \\ \hline \end{array}$

Name \_\_\_\_\_

Date \_\_\_\_\_

# Rhyme Time


Circle the rhyming word in the box under each picture.




bit lip



rig hid




fit pin



lit fin





pit kid



sit mix

# Numbers 201 - 300



Fill in the gaps below.

201									210
				215					
							228		230
				235					
									250
				255					
									270
				275					
									290
				295					300