

Mrs. Beshavard
1st Grade















Week Ten

6/1 – 6/5

SCOOPING UP Fractions

Name: _____

Color the given amount of ice cream scoops. Write the fraction to show how many ice cream scoops were colored.

Color 3 scoops.  _____	Color 4 scoops.  _____	Color 2 scoops.  _____	Color 1 scoop.  _____	Color 5 scoops.  _____	Color 4 scoops.  _____	Color 7 scoops.  _____
Color 5 scoops.  _____	Color 2 scoops.  _____	Color 3 scoops.  _____	Color 1 scoop.  _____	Color 6 scoops.  _____	Color 1 scoop.  _____	Color 4 scoops.  _____

Name: _____

MORE and LESS

Look at the given number. Write the numbers that are 1 more and 1 less.

	28	
--	----	--

	72	
--	----	--

	50	
--	----	--

	44	
--	----	--

	36	
--	----	--

	13	
--	----	--

Look at the given number. Write the numbers that are 10 more and 10 less.

57

14

31

88

42

25

Look at the given number. Write the numbers to show 1 more, 1 less, 10 more, and 10 less.

	10 less	
1 less		1 more
	73	
	10 more	

	86	


	29	

	47	

	60	

Name: _____

Balance It!



Use the given numbers to write a balanced equation.



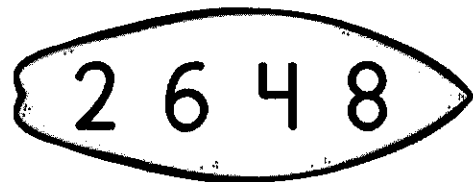
$$\underline{\quad} + \underline{\quad} = \underline{\quad} + \underline{\quad}$$



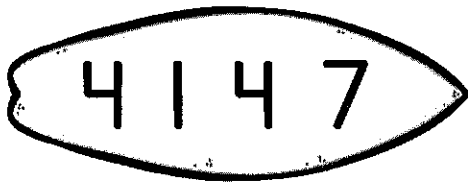
$$\underline{\quad} + \underline{\quad} = \underline{\quad} + \underline{\quad}$$



$$\underline{\quad} + \underline{\quad} = \underline{\quad} + \underline{\quad}$$



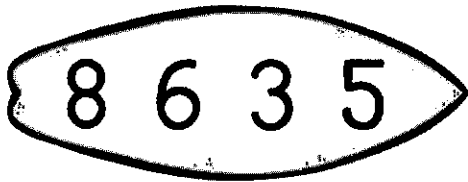
$$\underline{\quad} + \underline{\quad} = \underline{\quad} + \underline{\quad}$$



$$\underline{\quad} + \underline{\quad} = \underline{\quad} + \underline{\quad}$$



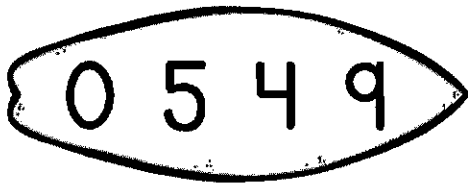
$$\underline{\quad} + \underline{\quad} = \underline{\quad} + \underline{\quad}$$



$$\underline{\quad} + \underline{\quad} = \underline{\quad} + \underline{\quad}$$



$$\underline{\quad} + \underline{\quad} = \underline{\quad} + \underline{\quad}$$



$$\underline{\quad} + \underline{\quad} = \underline{\quad} + \underline{\quad}$$



$$\underline{\quad} + \underline{\quad} = \underline{\quad} + \underline{\quad}$$

SHINING to the End

Name: _____

Say the picture name. Color the sun ray with the correct ending blend. Write the complete word on the lines.

gi_

ft sk nk nd it

ne_

ct ng nt id

sku_

ik nk sk it

ha_

nd nt rd lf

de_

st sk nk nd lk

be_

ft nt rt st

sta_

pt rd mp lp

te_

st sk nt lf ft

a_

rk nd ct nt rt

ma_

ng nk sk mp lk

mi_

lk rk sk it

ki_

ft ld ng sk ct







Name: _____







ABC Order

1
2
3
4
5
6

1
2
3
4
5
6

Cut and glue the words below in alphabetical order on the boxes. The first set of words go with the first set of boxes. The second set of words will go with the second set of boxes.

sun	
ball	
camp	
swim	
hot	
bugs	

pool	
vacation	
flower	
relax	
park	
fun	


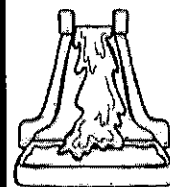


Name: _____

Read and Match

Read the sentences.

- 1 We had ice cream with our dog.
- 2 That crab is reading a book.
- 3 They are jumping up and down.
- 4 Did you see the bear at the beach?
- 5 There are three ants at the picnic.
- 6 Look at that boy surfing!
- 7 Will you go down the water slide?
- 8 She is playing in the sand.

Match the picture to the correct sentence above by writing the sentence number on the line next to the picture.








Name _____

Date _____

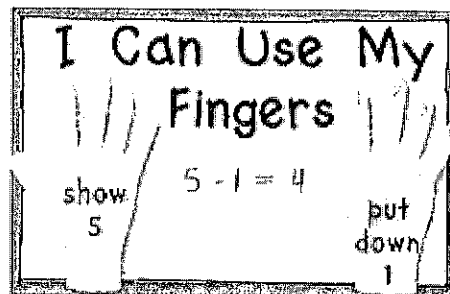
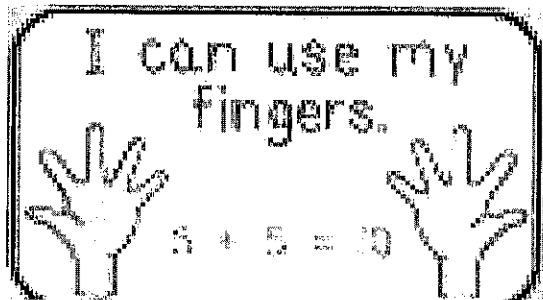
Odd Rhyme Out

Circle the picture that does not rhyme in each row.



Name:

Use your fingers to solve the problems.













$\begin{array}{r} 18 \\ + 9 \\ \hline \end{array}$	$\begin{array}{r} 15 \\ + 8 \\ \hline \end{array}$	$\begin{array}{r} 20 \\ - 0 \\ \hline \end{array}$	$\begin{array}{r} 19 \\ - 5 \\ \hline \end{array}$
$\begin{array}{r} 20 \\ + 6 \\ \hline \end{array}$	$\begin{array}{r} 14 \\ + 6 \\ \hline \end{array}$	$\begin{array}{r} 18 \\ - 7 \\ \hline \end{array}$	$\begin{array}{r} 14 \\ - 0 \\ \hline \end{array}$
$\begin{array}{r} 19 \\ + 6 \\ \hline \end{array}$	$\begin{array}{r} 14 \\ + 7 \\ \hline \end{array}$	$\begin{array}{r} 15 \\ - 9 \\ \hline \end{array}$	$\begin{array}{r} 19 \\ - 7 \\ \hline \end{array}$

Name _____



Date _____

Create a Rhyme

Say the name of the first two pictures. Write a word that rhymes with the pictures.

<p>peg</p> 	<p>beg</p> 	
<p>tin</p> 	<p>win</p> 	
<p>hop</p> 	<p>top</p> 	
<p>nut</p> 	<p>cut</p> 	
<p>cap</p> 	<p>nap</p> 	

Numbers 901 - 1000



Fill in the gaps below.

901									
911									
	922								
		933							
			944						
				955					
					966				
						977			
							988		
								999	1000