

Mrs. Beshavard
1st Grade

Week One

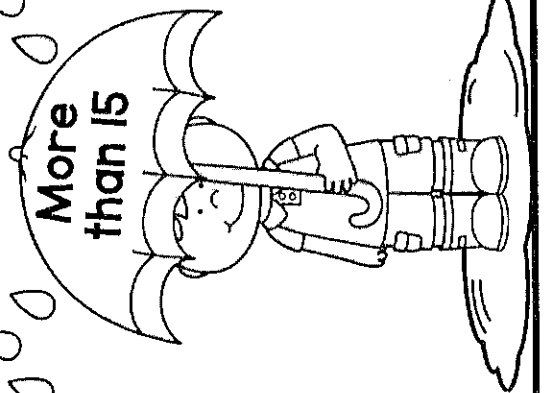
3/30 - 4/3

Name: _____


Cut and solve the equation on the cloud. Glue the cloud above the correct umbrella by whether the answer is more than, less than, or equal to 15.

Sorting Cloudy EQUATIONS

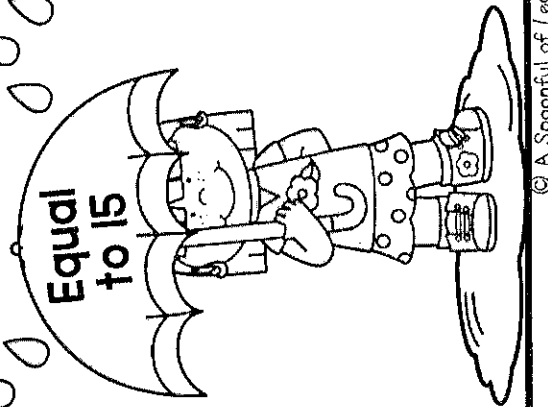
More than 15



Less than 15



Equal to 15



$11+4=$

$6+7=$

$9+9=$

$12+5=$

$18-3=$

$7+8=$

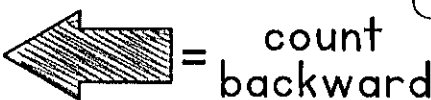
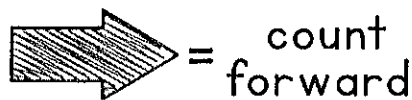
$16-4=$

$19-3=$






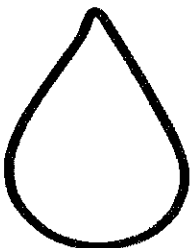



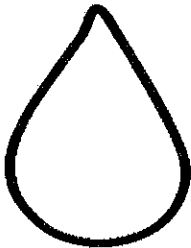



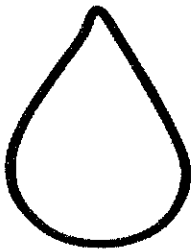
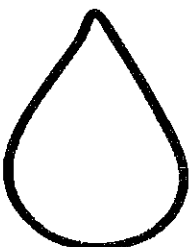

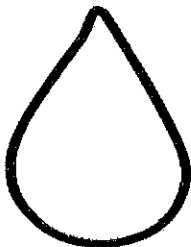




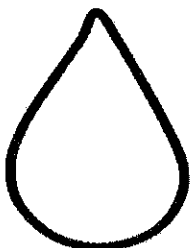

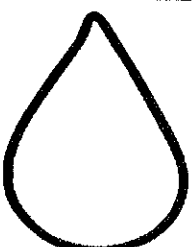
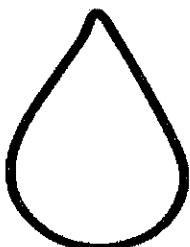
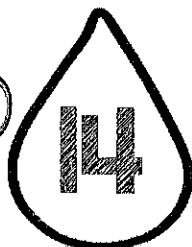
$9+5=$

Skipping Raindrops

Name: _____




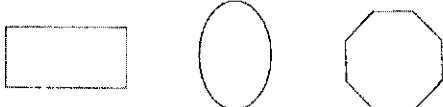



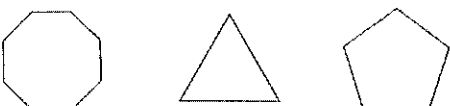
Look at the arrow on the cloud and the rule under the cloud to determine how you are counting. Write the correct numbers on the raindrops.



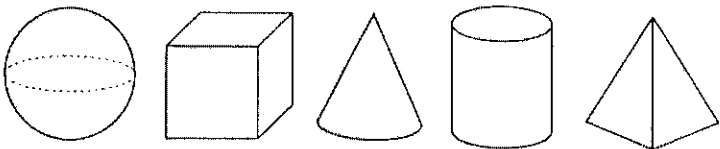
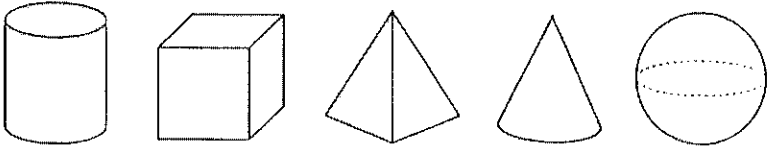
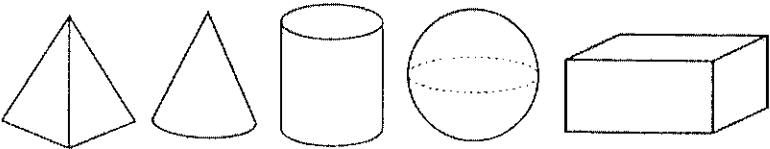
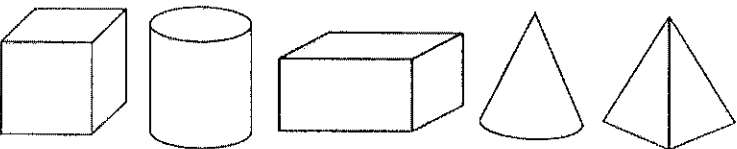
Name: _____

3 Addend SHAPES

Count the number of sides each shape has in the box and write it on the lines to make a 3 addend addition equation. Solve the equation.

 _____ + _____ + _____ = _____	 _____ + _____ + _____ = _____
 _____ + _____ + _____ = _____	 _____ + _____ + _____ = _____
 _____ + _____ + _____ = _____	 _____ + _____ + _____ = _____

Each addend of the equation is equal to the number of faces a 3D shape has. Color the shapes that are needed to make the 3 addend addition equation. Solve the equation.

$2 + 6 + 0 =$ _____	
$5 + 1 + 2 =$ _____	
$1 + 0 + 6 =$ _____	
$6 + 5 + 6 =$ _____	

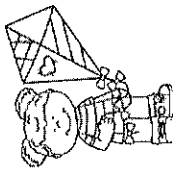


Sentence Unscramble

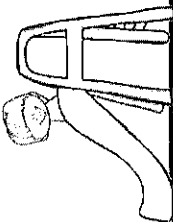
Name: _____

Unscramble the words on the pictures to make a complete sentence. Write the sentence on the line.

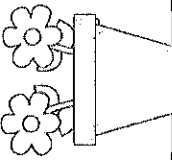
flying girl kite. The her is




big down He slide. the



pot. two the in I flowers put



the Did see and you clouds? sun



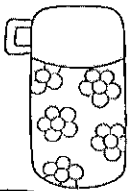

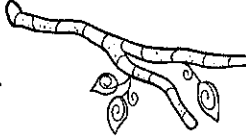
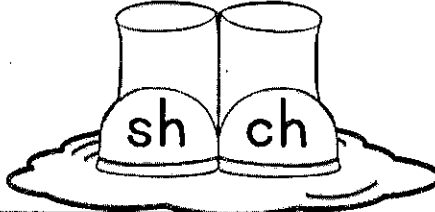
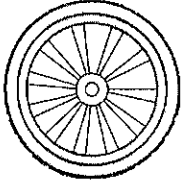

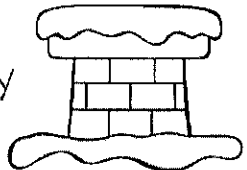

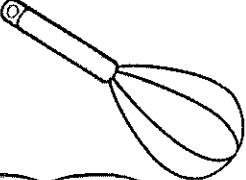
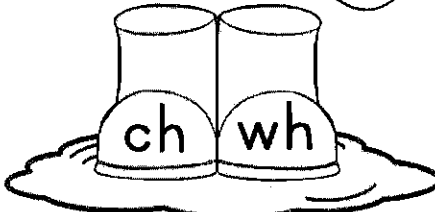
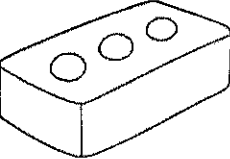






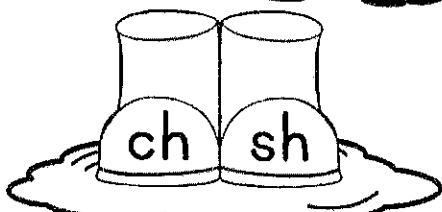
Name: _____



Digraphs

in the Rain

Say the picture name. Color the rain boot with the correct beginning or ending digraph. Write the word on the lines.

<p>___ermos </p> <p></p> <p>_____</p>	<p>bran___ </p> <p></p> <p>_____</p>	<p>___eel </p> <p></p> <p>_____</p>
<p>___imney </p> <p></p> <p>_____</p>	<p>___isk </p> <p></p> <p>_____</p>	<p>bri___ </p> <p></p> <p>_____</p>
<p>mou___ </p> <p></p> <p>_____</p>	<p>ne___ </p> <p></p> <p>_____</p>	<p>___adow </p> <p></p> <p>_____</p>

Name: _____

READING and Searching FOR NOUNS

Read the sentence.
Circle the noun in the
sentence.



That bug is red.	I went on the bus.
I like to eat pizza.	The cats are eating.
We are going to the park.	That is my ball.
The baby is so little.	She took me to the dentist.
He got a new bike.	I want a cookie.
There are ten ducks.	I love to read my book.

Find and color the nouns that you circled above in the word search.




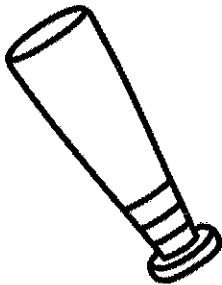



x	n	c	l	u	d	u	c	k	s	z	e
b	o	o	k	w	e	s	j	t	m	o	p
a	y	o	t	a	n	e	f	c	b	r	a
b	i	k	e	n	t	i	u	b	u	g	r
y	r	i	a	p	i	z	z	a	s	h	k
o	e	e	w	j	s	v	q	l	v	t	k
d	i	n	c	a	t	s	r	l	h	s	o

Name _____

Date _____

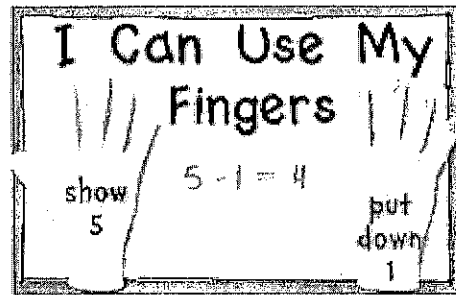
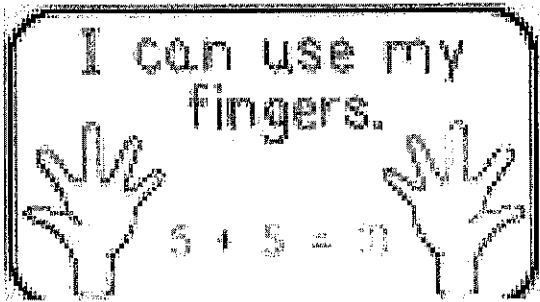
Perfect Pairs

Draw a line from each picture on the left to the picture that rhymes with it on the right.



Name: _____

Use your fingers to solve the problems.




$\begin{array}{r} 6 \\ + 4 \\ \hline \end{array}$	$\begin{array}{r} 5 \\ + 7 \\ \hline \end{array}$	$\begin{array}{r} 5 \\ - 4 \\ \hline \end{array}$	$\begin{array}{r} 9 \\ - 7 \\ \hline \end{array}$
$\begin{array}{r} 5 \\ + 5 \\ \hline \end{array}$	$\begin{array}{r} 6 \\ + 6 \\ \hline \end{array}$	$\begin{array}{r} 9 \\ - 2 \\ \hline \end{array}$	$\begin{array}{r} 8 \\ - 4 \\ \hline \end{array}$
$\begin{array}{r} 9 \\ + 4 \\ \hline \end{array}$	$\begin{array}{r} 8 \\ + 3 \\ \hline \end{array}$	$\begin{array}{r} 7 \\ - 6 \\ \hline \end{array}$	$\begin{array}{r} 6 \\ - 5 \\ \hline \end{array}$

Name _____


Date _____

Rhyme Time


Circle the rhyming word in the box under each picture.




can bag




had tap




cab mat



jam tag





lap man



sat tab

Numbers 1 - 100



Fill in the gaps below.

1				5					10
11				15					20
21				25					30
31				35					40
41				45					50
51				55					60
61				65					70
71				75					80
81				85					90
91				95					100