

Mrs. Beshavard
1st Grade


Week Four

4/20 – 4/24

MISSING ADDEND

Determine the missing addend. Find that number on the picture and color that part of the picture the color that is under the line.

Name: _____

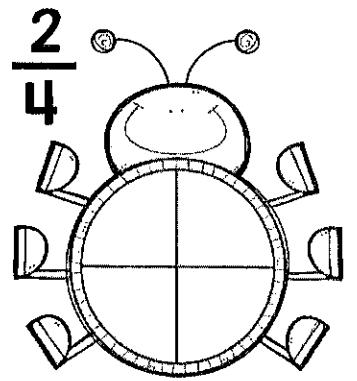





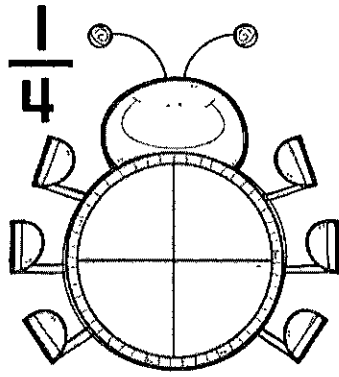



$6 + \underline{\hspace{1cm}} = 11$ brown	$\underline{\hspace{1cm}} + 5 = 13$ yellow
$\underline{\hspace{1cm}} + 5 = 15$ red	$11 + \underline{\hspace{1cm}} = 17$ peach
$13 + \underline{\hspace{1cm}} = 14$ blue	$8 + \underline{\hspace{1cm}} = 11$ yellow
$9 + \underline{\hspace{1cm}} = 18$ brown	$\underline{\hspace{1cm}} + 12 = 16$ black
	$5 + \underline{\hspace{1cm}} = 12$ green
	$\underline{\hspace{1cm}} + 3 = 15$ blue
	$\underline{\hspace{1cm}} + 14 = 16$ brown

BUGGY Fractions

Name: _____

Color each bug to show the fraction.



Color the jar that has the correct fraction of the shaded part.

	<p>$\frac{3}{4}$</p> <p>$\frac{2}{3}$</p>		<p>$\frac{1}{5}$</p> <p>$\frac{1}{3}$</p>		<p>$\frac{1}{2}$</p> <p>$\frac{1}{4}$</p>
	<p>$\frac{3}{5}$</p> <p>$\frac{4}{5}$</p>		<p>$\frac{2}{3}$</p> <p>$\frac{2}{4}$</p>		<p>$\frac{2}{3}$</p> <p>$\frac{1}{3}$</p>

BUBBLE NUMBERS

Name: _____

Look at the number on the bubbles. Color the blocks to show the number.



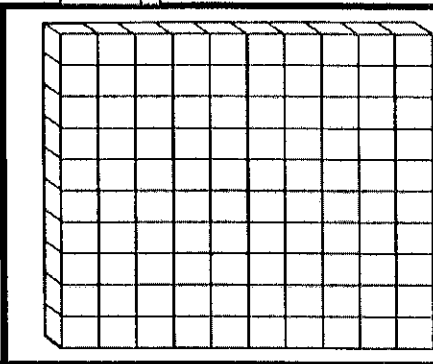
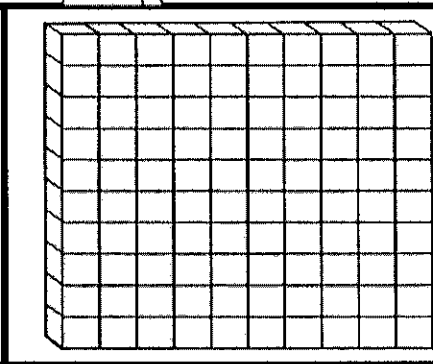
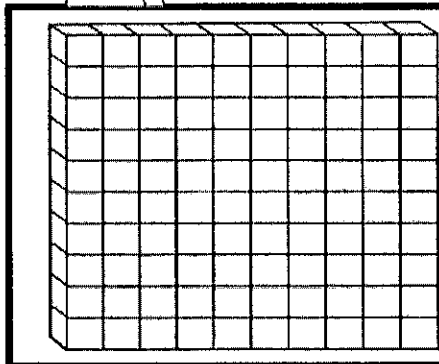
58



74



36



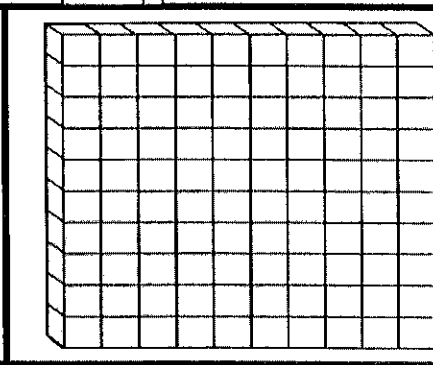

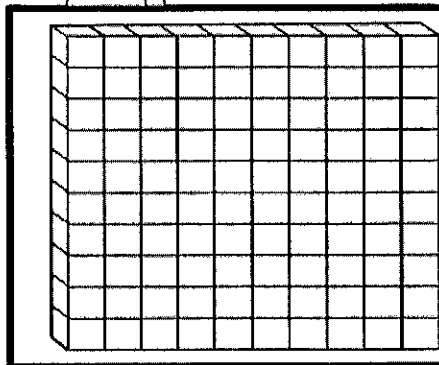
42



61



83



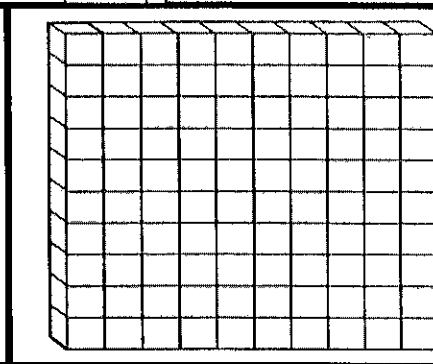
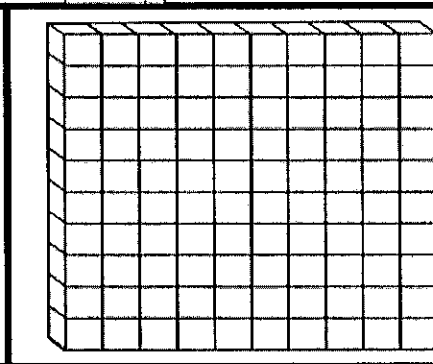
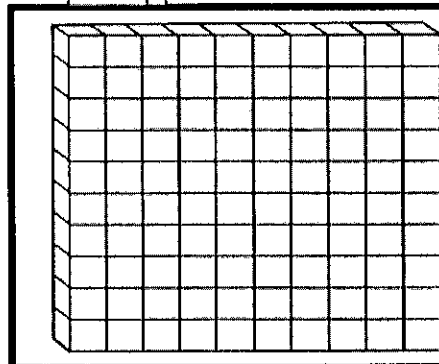
67



95



49




Reading Comprehension

Read the story and answer the questions.

Name: _____

Earth Day is celebrated every year on April 22nd. This holiday is celebrated in over 100 countries around the world. Earth Day is a special day that reminds us that we must take care of the earth. The earth takes care of us and we need to help take care of the earth too. There are many ways to help protect the earth. We can reduce waste, reuse items, and recycle materials. These are known as the three R's. Doing these three steps can help keep the earth safe and healthy.



What day do we celebrate Earth Day?

What does Earth Day remind us to do?

What are the three R's to protect the Earth?

1.

2.

3.

Why are the three R's important?

What is something that you can recycle?

Synonyms

Name: _____

Read the sentence. Determine which word in the boxes means almost the same as the underlined word in the sentence. Write that word on the line next to the sentence.

happy	jump	street	laugh	fast
sick	nice	huge	cold	little

The car went down the road. _____

We see a small rabbit. _____

That girl is so kind. _____

Her joke made me giggle. _____

Did you see that big elephant? _____

I am feeling ill today. _____

We will hop over the puddle. _____

It is freezing outside. _____

I am so glad that you are here. _____



The dog can run very quick. _____

Flying Nouns, Verbs, and Adjectives



Name: _____

Cut and glue each word in the correct category.



Nouns



Verbs



Adjectives



© A Spoonful of Learning

park

skip

pretty

walk

insect

long

kite

clap



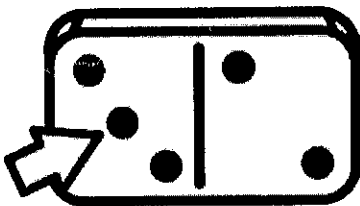
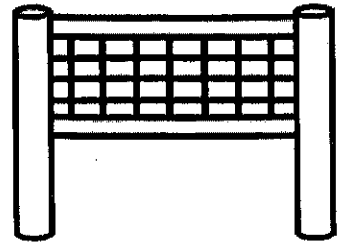


yellow

Name _____

Date _____

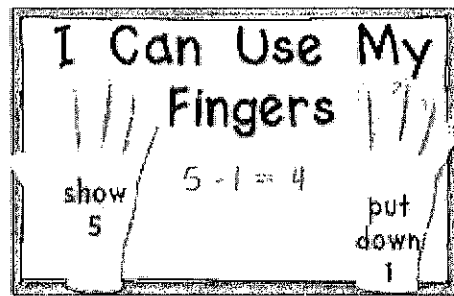
Perfect Pairs

Draw a line from each picture on the left to the picture that rhymes with it on the right.



Name:

Use your fingers to solve the problems.




$\begin{array}{r} 16 \\ + 3 \\ \hline \end{array}$	$\begin{array}{r} 12 \\ + 6 \\ \hline \end{array}$	$\begin{array}{r} 14 \\ - 5 \\ \hline \end{array}$	$\begin{array}{r} 19 \\ - 8 \\ \hline \end{array}$
$\begin{array}{r} 11 \\ + 9 \\ \hline \end{array}$	$\begin{array}{r} 12 \\ + 7 \\ \hline \end{array}$	$\begin{array}{r} 18 \\ - 4 \\ \hline \end{array}$	$\begin{array}{r} 20 \\ - 7 \\ \hline \end{array}$
$\begin{array}{r} 17 \\ + 3 \\ \hline \end{array}$	$\begin{array}{r} 10 \\ + 9 \\ \hline \end{array}$	$\begin{array}{r} 14 \\ - 9 \\ \hline \end{array}$	$\begin{array}{r} 18 \\ - 7 \\ \hline \end{array}$

Name _____

Date _____

Rhyme Time

Circle the rhyming word in the box under each picture.



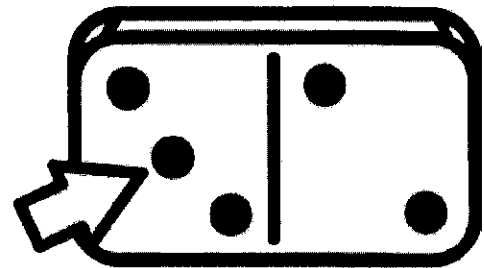
log rod




fog cob



rot top



bog pot





hog lot



not box

Numbers 301 - 400



Fill in the gaps below.

301			304				308		310
		313			316				
321				325				329	
		333				337			
	342				346		348		
			354						360
361				365		367			
		373						379	
	382			385					
		393					398		400