

Week 8 – 5/11 – 5/15

- Letter: Long A

CC.K.R.F.1.d Print Concepts: Recognize and name all upper- and lowercase letters of the alphabet.

I can name all of the capital letters and lower case letters. [RF.K.1.d]

- Sight Words: of and what

CC.K.R.F.3.c Phonics and Word Recognition: Read common high-frequency words by sight. (e.g., the, of, to, you, she, my, is, are, do, does).

I can read words like: the, of, to, you, she, my, is, are, do, and does. [RF.K.3c]

- Phonics Reader: Gabe, Kate, and Dave

CC.K.R.F.4 Fluency: Read emergent-reader texts with purpose and understanding.

I can read and understand books. [RF.K.4]

- Shared Reading Journal: Trading Needs and Wants

Meeting Needs in Different Ways

CC.K.R.I.1 Key Ideas and Details: With prompting and support, ask and answer questions about key details in a text.

I can ask and answer questions about a story. [RI.K.1]

I can retell a story. [RI.K.1]

I can retell a story with a new ending. [RI.K.1]

- Writing Journal

Choose a topic to write about. You can write about a person, a place, or something you like to do. Remember to start your sentence with a capital, use your letter sounds and sight words to write your sentences, and leave spaces between your words. When you are done writing, make sure your sentences make sense. Draw a detailed picture to match your sentences.

CC.K.L.2.d Conventions of Standard English: Spell simple words phonetically, drawing on knowledge of sound-letter relationships.

I can sound out short words and spell them. [L.K.2]


- Listen to a story on Vooks
- Weekly Assessment: Unit 9 Week 2
- Math: Topic 7 Subtraction

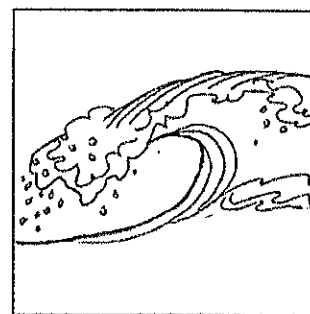
Operations and Algebraic Thinking K.OA Major Clusters • Understand addition as putting together and adding to, and understand subtraction as taking apart and taking from. (K.OA.1–5)

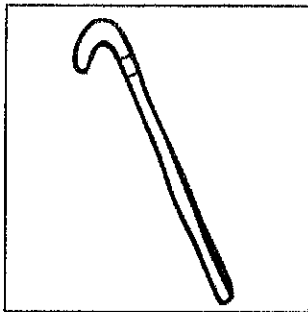
Name: _____ Date: _____

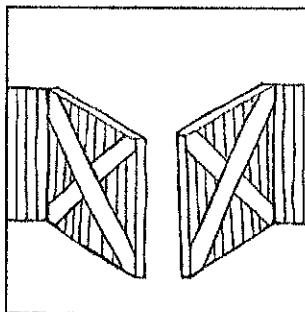
Phonics: Long a (final -e)










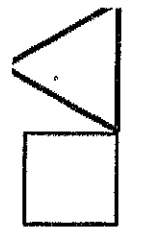




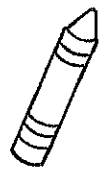
Directions: Trace the letters **a** and **e**. Say the name of each picture. Each picture has the /ā/ sound made by **a** and **e**. Write the picture name under each picture.

Cool Treat Long and Short Vowels

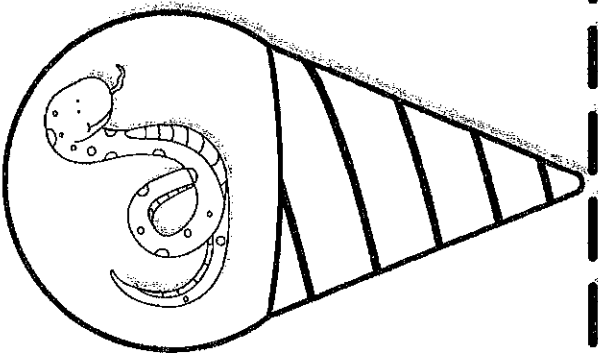
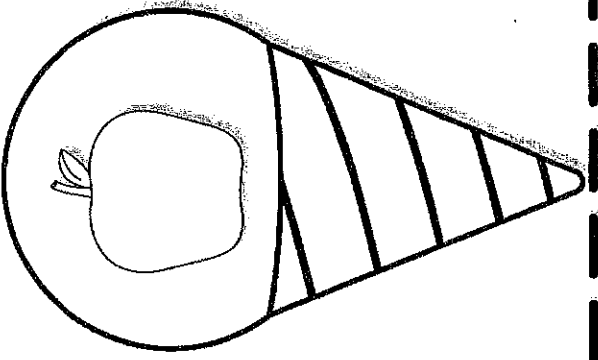
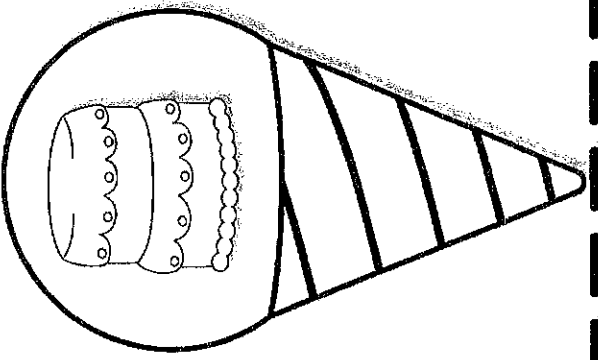
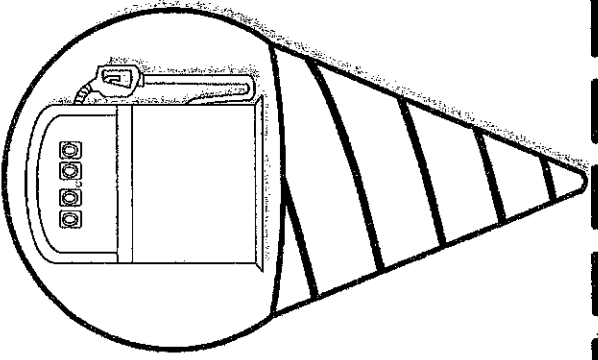
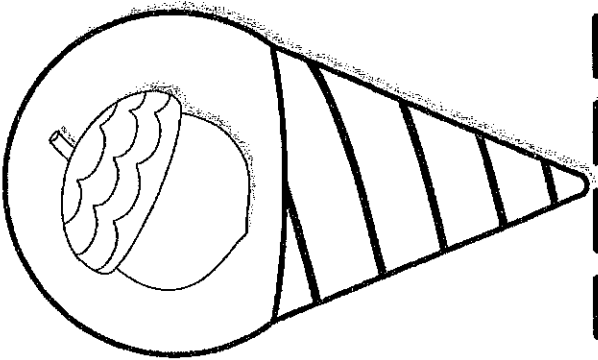
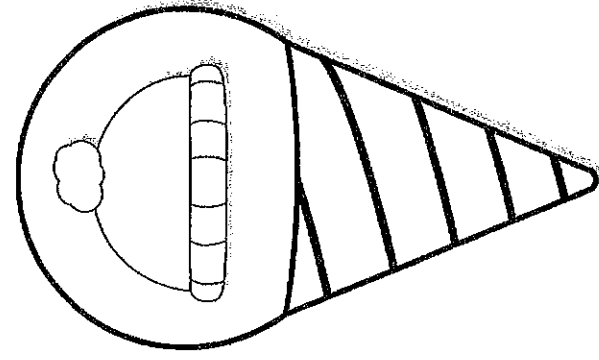
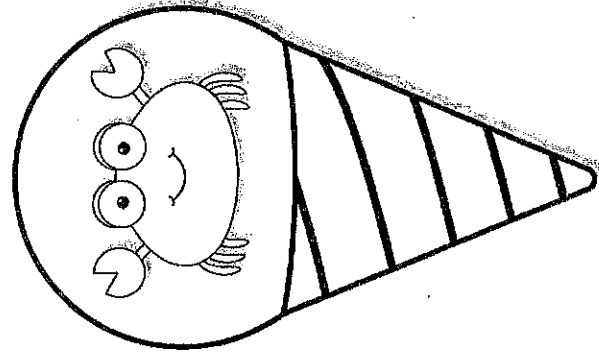
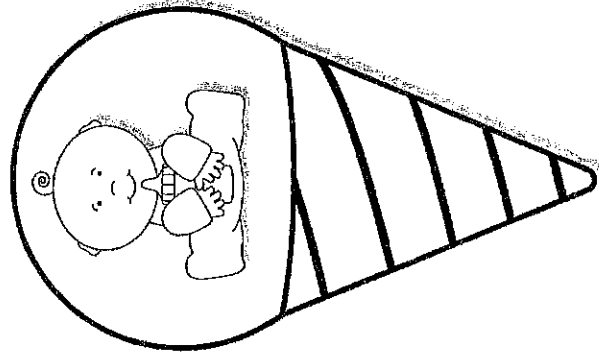
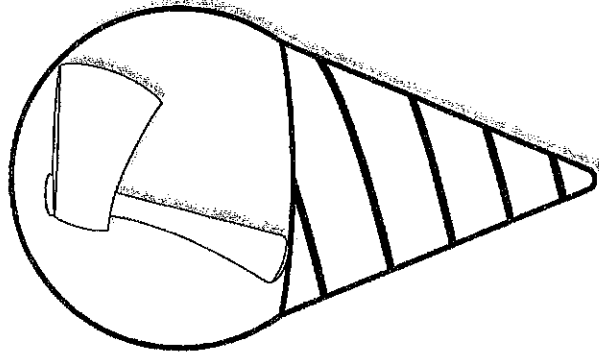
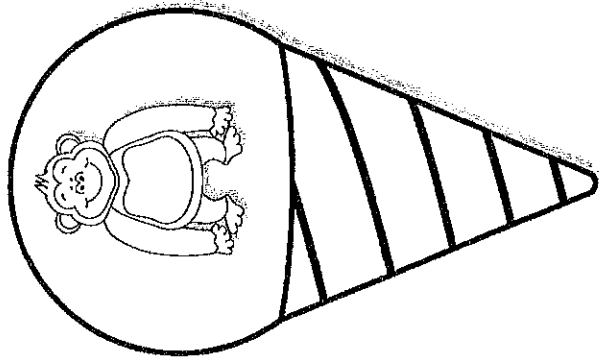
Color the pictures by their vowel sounds.



Long a = pink
Short a = purple



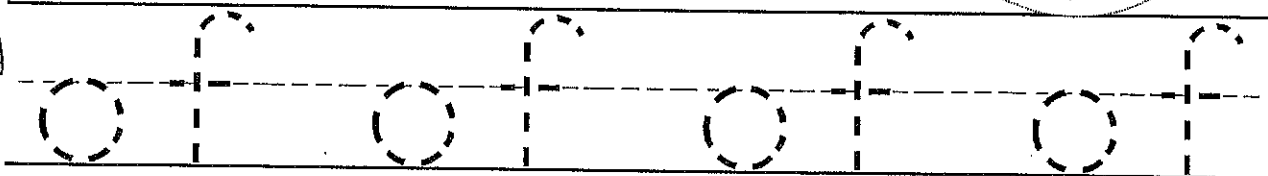
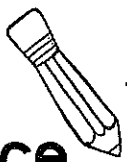
Name: _____



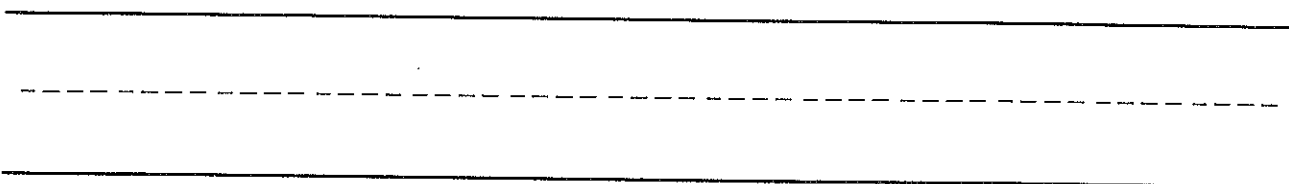
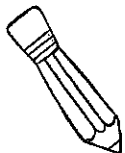
Name _____



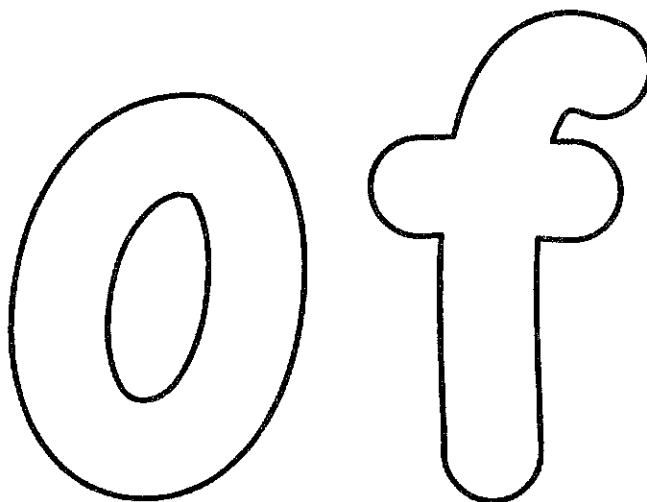
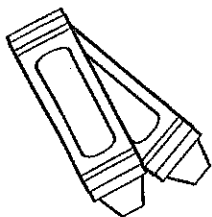
Trace
It




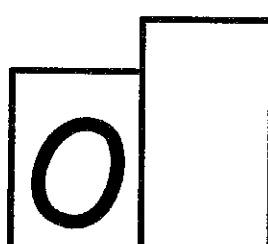
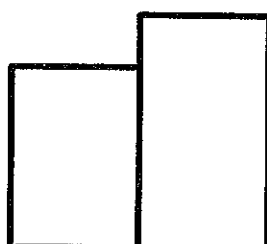
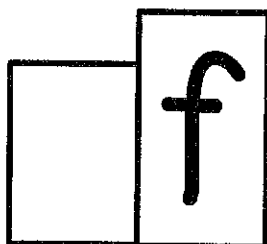
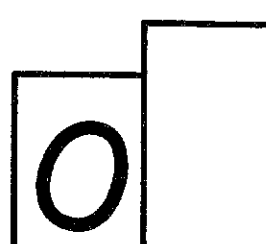
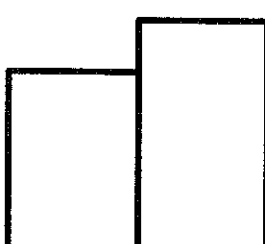
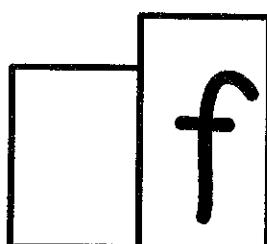
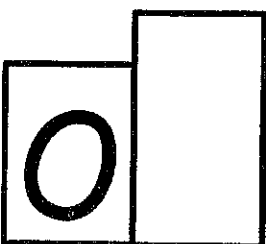
Write
It



Color
It



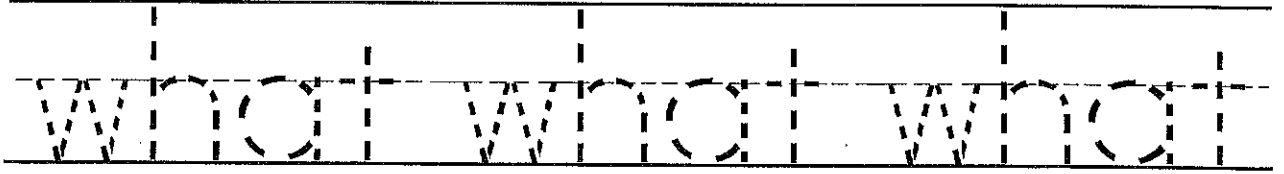

Fill in the missing letters



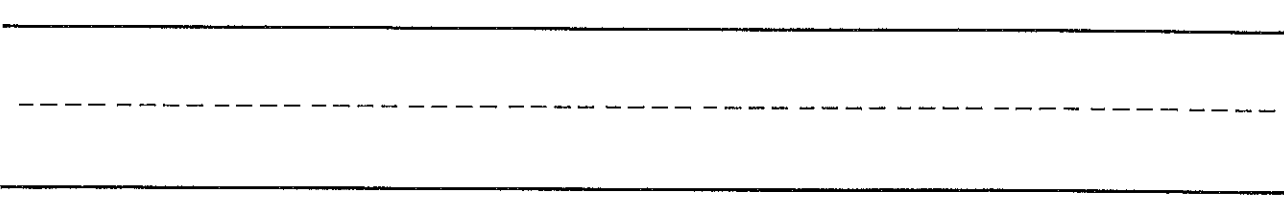
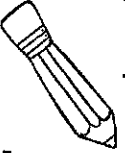
Name _____



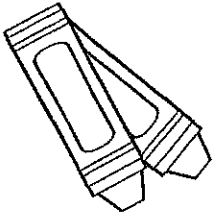
Trace
It



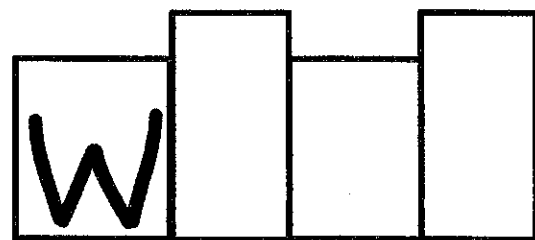
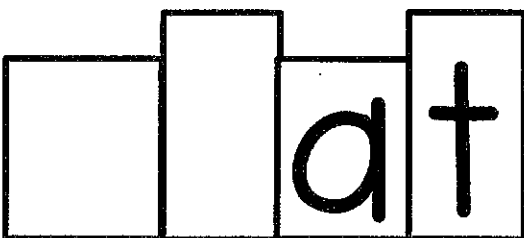
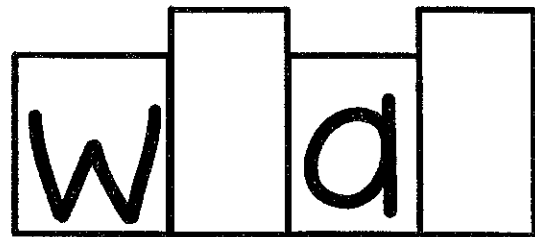
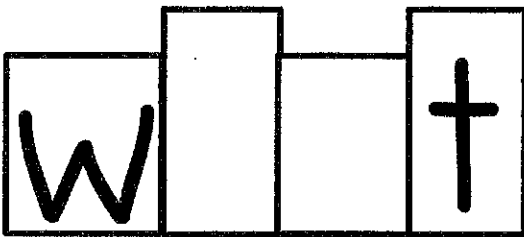
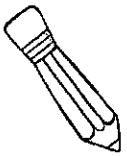
Write
It



Color
It



Fill in the missing letters




Name: _____ Date: _____

High-Frequency Words

of

what

1. The little hut is made _____ mud.
2. _____ did Kate see in the cave?
3. Jane gave Nate a box _____ figs.
4. Look at _____ my pup has!



Directions: Trace the high-frequency words **of** and **what**. Then write one of the words to complete each sentence. Draw a picture for one sentence.

Words for the Phonics Story - Gabe, Kate, and Dave - please practice reading

Gabe	Kate	Dave	name
my	is	am	vet
to	came	pets	for
me	can	fix	jobs
safe	not	run	what
you	bake	buns	look
what	job	lots	fun
bus	made	leg	his
see	I	at	a

Foundational Skills Assessment

Teacher's Name _____ Class _____ Date _____


Long a (a_e)

High-Frequency Words

Directions: To assess or verify the student's reading foundational skills, ask the student to read the words in each row. Circle each word the student reads correctly.

same	rag	lake	gate
Come here. Look at my cat.			

Subtraction Practice



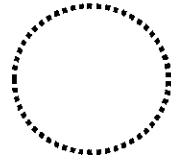


$$5 - 2 = \square$$

$$10 - 7 = \square$$

$$9 - 5 = \square$$

$$7 - 4 = \square$$

Subtraction Practice



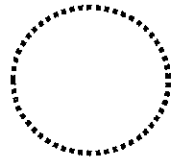





4

-

1

=


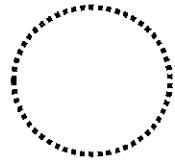



6

-

5

=





3

-

2

=



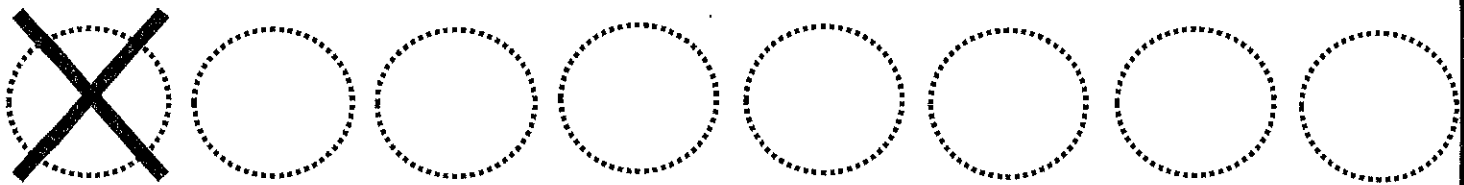
2

-

2

=

Subtraction Practice



$$8 - 1 = \square$$

$$5 - 2 = \square$$

$$6 - 5 = \square$$

$$3 - 3 = \square$$