

Week 7 – 5/4 – 5/8

- Letter: Xx and Zz

CC.K.R.F.1.d Print Concepts: Recognize and name all upper- and lowercase letters of the alphabet.

I can name all of the capital letters and lower case letters. [RF.K.1.d]

- Sight Words: my and to

CC.K.R.F.3.c Phonics and Word Recognition: Read common high-frequency words by sight. (e.g., the, of, to, you, she, my, is, are, do, does).

I can read words like: the, of, to, you, she, my, is, are, do, and does. [RF.K.3c]

- Phonics Reader: Mr. Max

CC.K.R.F.4 Fluency: Read emergent-reader texts with purpose and understanding.

I can read and understand books. [RF.K.4]

- Shared Reading Journal: People Who Help Us

A Birthday Wish

CC.K.R.I.1 Key Ideas and Details: With prompting and support, ask and answer questions about key details in a text.

I can ask and answer questions about a story. [RI.K.1]
I can retell a story. [RI.K.1]
I can retell a story with a new ending. [RI.K.1]

- Listen to a story on Vooks
- Writing Journal

Choose a topic to write about. You can write about a person, a place, or something you like to do. Remember to start your sentence with a capital, use your letter sounds and sight words to write your sentences, and leave spaces between your words. When you are done writing, make sure your sentences make sense. Draw a detailed picture to match your sentences.

CC.K.L.2.d Conventions of Standard English: Spell simple words phonetically, drawing on knowledge of sound-letter relationships.

I can sound out short words and spell them. [L.K.2]

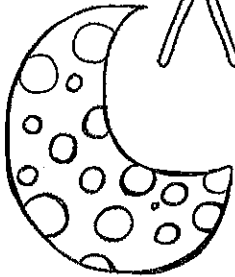
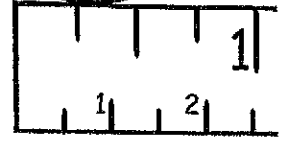
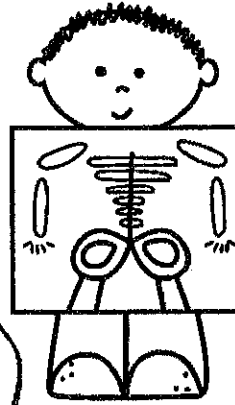


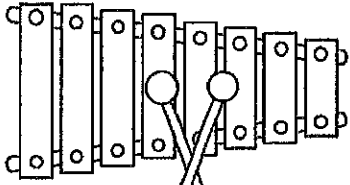
- Weekly Assessment: Unit 9 Week 1
- Math: Subtraction: Topic 7

Operations and Algebraic Thinking K.OA Major Clusters • Understand addition as putting together and adding to, and understand subtraction as taking apart and taking from. (K.OA.1–5)

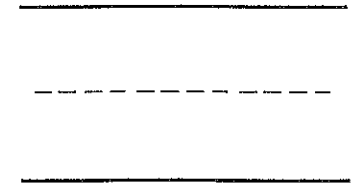
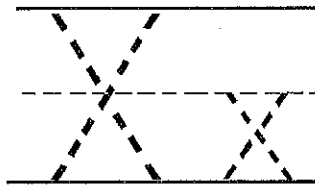
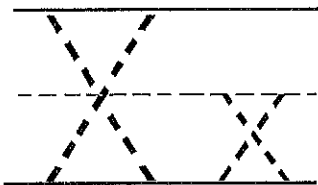
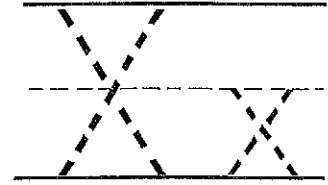
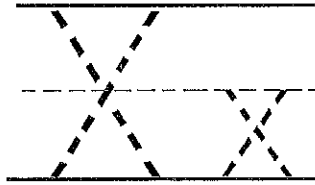
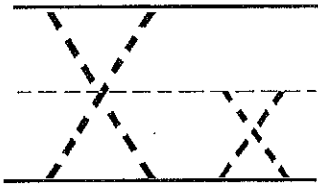
Letter Xx

Name _____

Color the pictures that start with x



Trace and write the letter Xx.



Find the letter Xx.




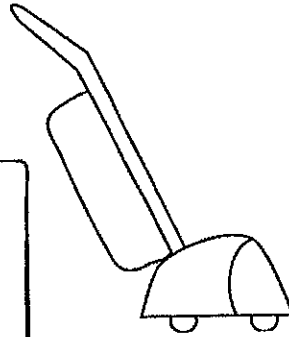
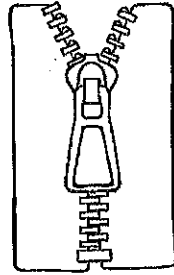

X e x i M I X s R x

i x u X U i x I X i

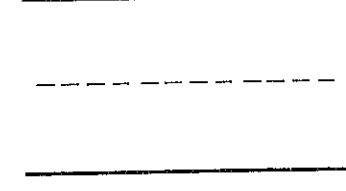
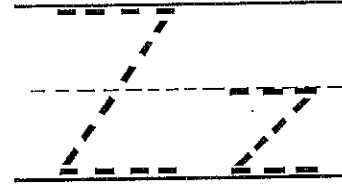
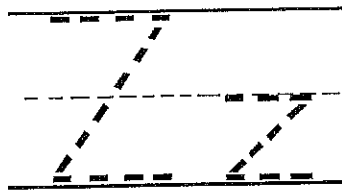
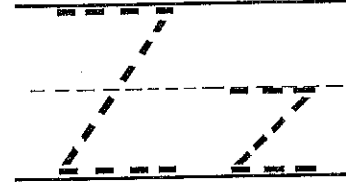

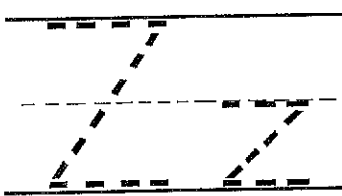
Letter Zz

Name _____

Color the pictures that start with z



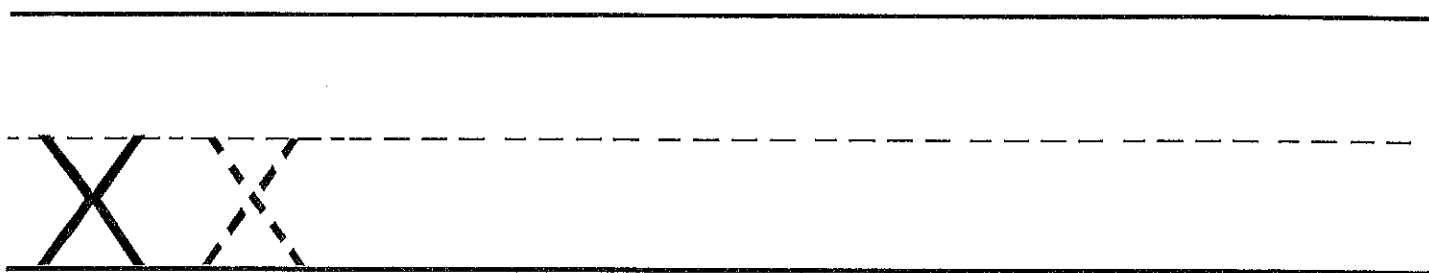
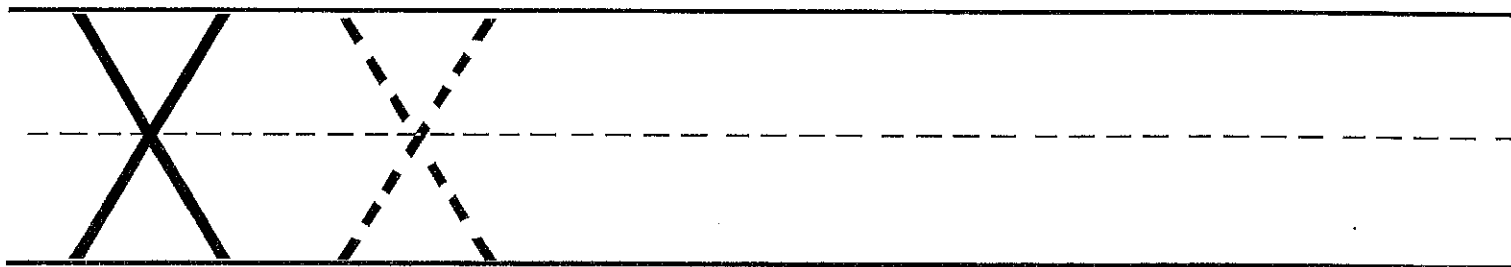
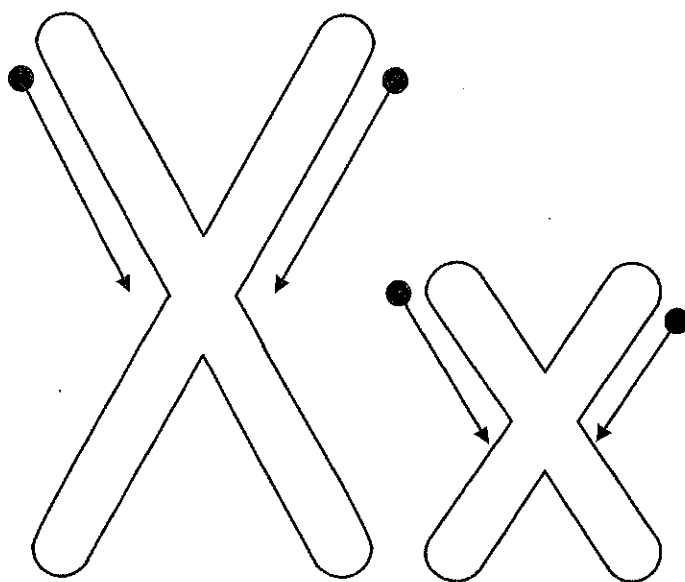
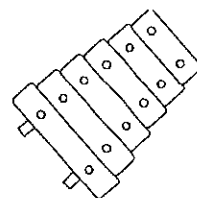
Trace and write the letter Zz.


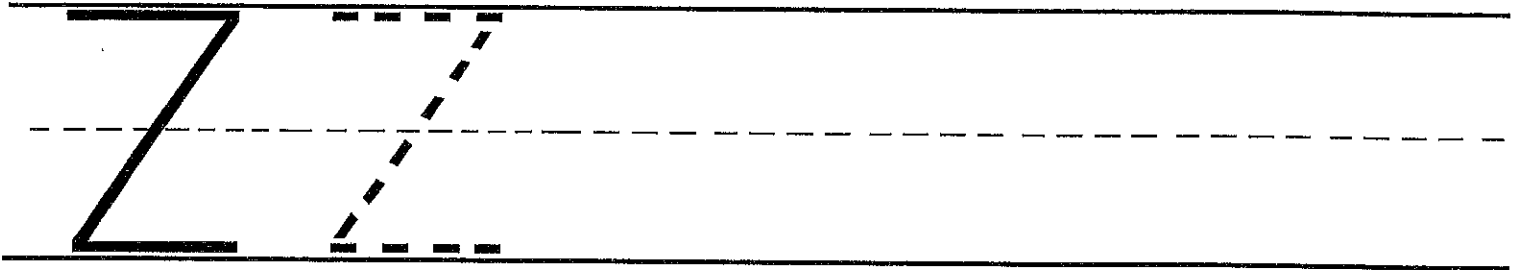
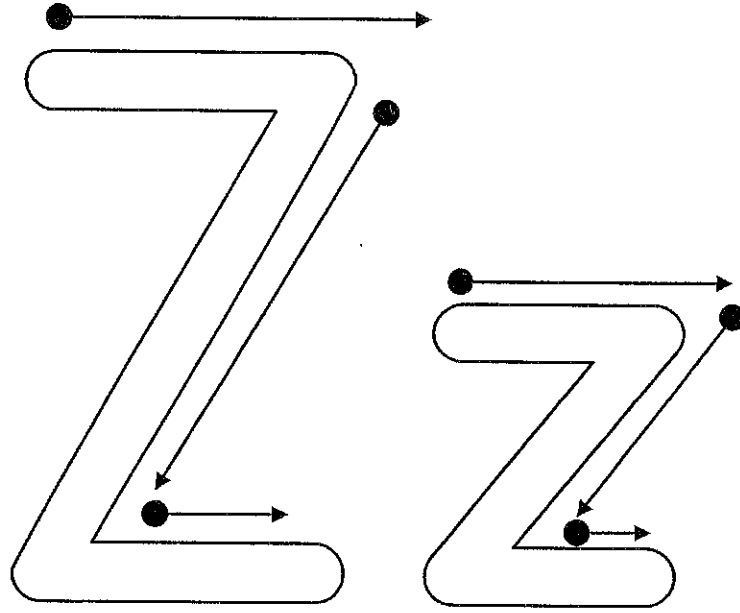



Find the letter Zz.

Z i z T r Z s z j Z

J z k Z F z k Z K

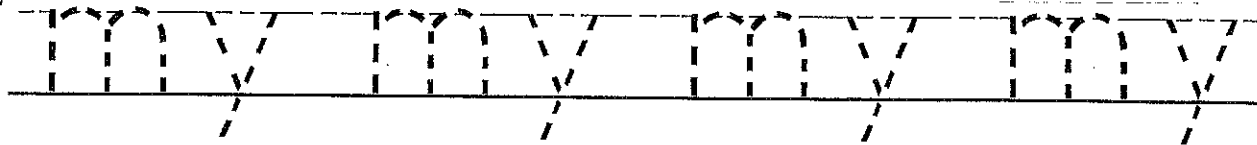
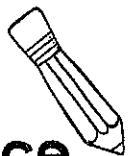




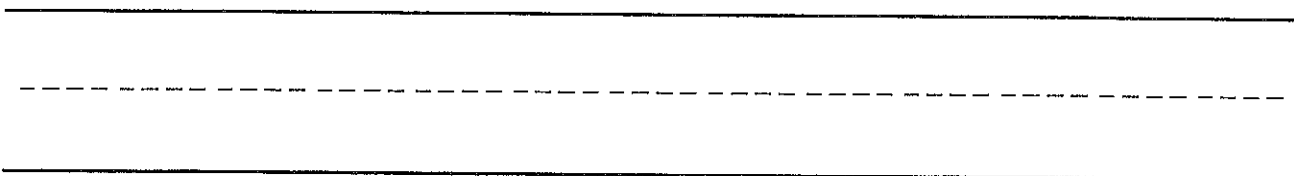
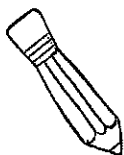
Name _____



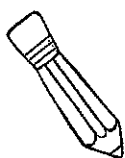

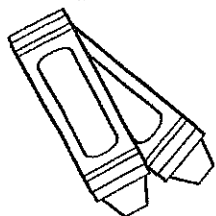
Trace
It



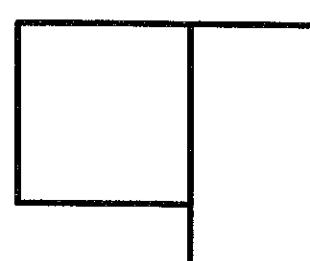
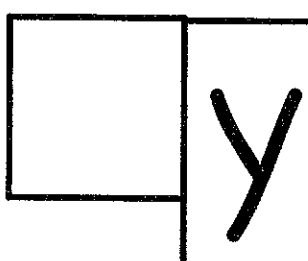

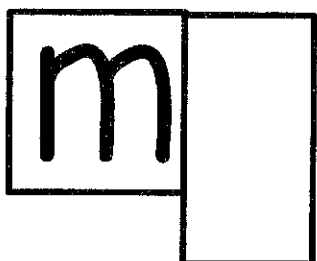
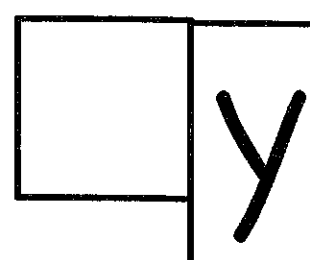

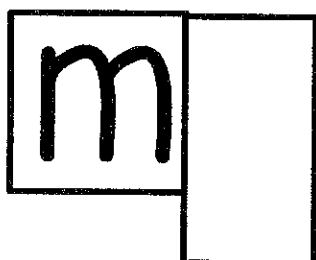
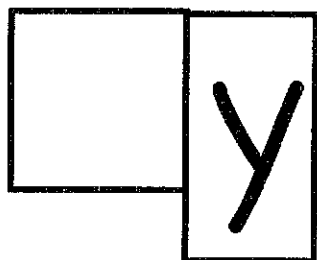
Write
It



Color
It



Fill in the missing letters




Name: _____ Date: _____

High-Frequency Words

my

to


1. The cat sat on _____ lap.
2. The fox ran _____ the hut.
3. It is fun _____ jog with Max.
4. Jan has _____ red cap.

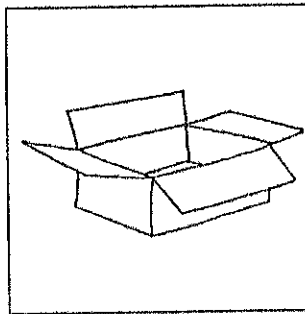



Directions: Trace the high-frequency words **my** and **to**. Then write one of the words to complete each sentence. Draw a picture for one sentence.


Name: _____ Date: _____

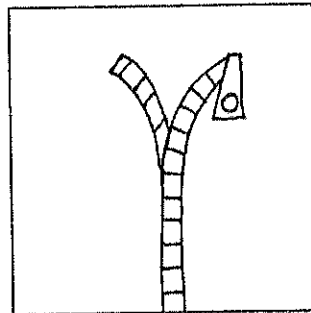
Phonics: Xx and Zz














Directions: Trace the uppercase and lowercase **Xx** and **Zz**. Say the name of each picture. Write the letter **x** below the picture if the name ends with the /ks/ sound. Write the letter **z** below the picture if the name begins with the /z/ sound.

Words for the Phonics Reader Mr. Max - please practice reading

cut	an	ax	yes
am	the	have	can
Max	six	is	den
zip	foxes	see	box
up	little	here	I
go	zag	big	a
and	sit	log	fix
my	zig	fox	on
to	job	it	lot

Foundational Skills Assessment

Teacher's Name _____ Class _____ Date _____

Final x/Initial z High-Frequency Words

Directions: To assess or verify the student's reading foundational skills:

1. Read the words in the first row. Ask the student to name the words that end with x.
2. Read the words in the second row. Ask the student to name the words that begin with z.
3. Point to the third row. Ask the student to read the words. Circle each word the student reads correctly.

fit	fix	tax	tag
zip	tip	zag	rag
We have a pet fox. He will go to the zoo.			

Subtraction Practice




$$6 - 3 = \square$$

$$8 - 2 = \square$$


$$5 - 5 = \square$$

$$2 - 0 = \square$$

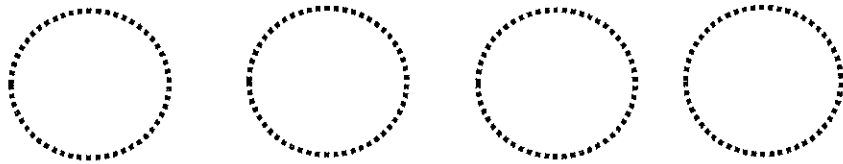
Subtraction Practice



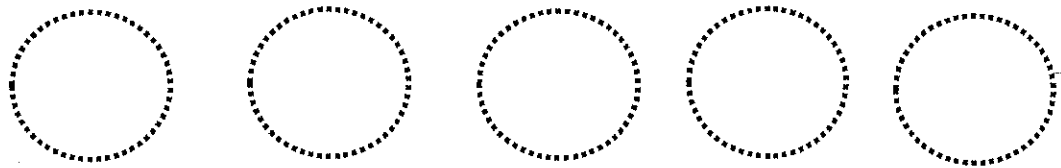
$$3 - 3 = \square$$



$$1 - 0 = \square$$

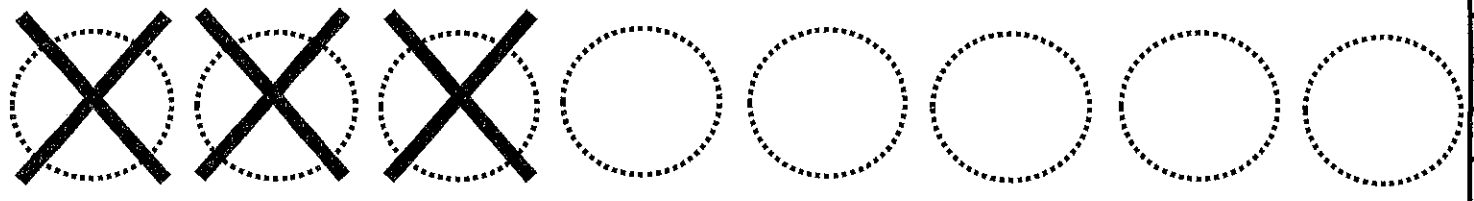


$$4 - 2 = \square$$



$$5 - 4 = \square$$

Subtraction Practice



$$8 - 3 = \square$$

$$5 - 2 = \square$$

$$3 - 1 = \square$$

$$7 - 5 = \square$$