

Week 6 – 4/27 – 5/1

- Letter: Qq and Vv

CC.K.R.F.1.d Print Concepts: Recognize and name all upper- and lowercase letters of the alphabet.

I can name all of the capital letters and lower case letters. [RF.K.1.d]

- Sight Word review: look, me, come, here, are, have, said, and two

CC.K.R.F.3.c Phonics and Word Recognition: Read common high-frequency words by sight. (e.g., the, of, to, you, she, my, is, are, do, does).

I can read words like: the, of, to, you, she, my, is, are, do, and does. [RF.K.3c]

- Phonics Reader: Val is a Vet

CC.K.R.F.4 Fluency: Read emergent-reader texts with purpose and understanding.

I can read and understand books. [RF.K.4]

- Shared Reading Journal:
Yellow Mitten
Snow City

CC.K.R.I.1 Key Ideas and Details: With prompting and support, ask and answer questions about key details in a text.

I can ask and answer questions about a story. [RI.K.1]

I can retell a story. [RI.K.1]

I can retell a story with a new ending.

[RI.K.1]

- Writing Journal

Choose a topic to write about. You can write about a person, a place, or something you like to do. Remember to start your sentence with a capital, use your letter sounds and sight words to write your sentences, and leave spaces between your words. When you are done writing, make sure your sentences make sense. Draw a detailed picture to match your sentences.

CC.K.L.2.d Conventions of Standard English: Spell simple words phonetically, drawing on knowledge of sound-letter relationships.

I can sound out short words and spell them. [L.K.2]



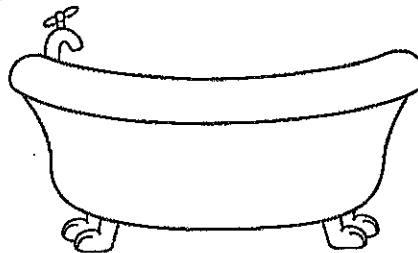

- Weekly Assessment: Unit 8 Week 3
- Math: Topic 7 (subtraction)

Operations and Algebraic Thinking K.OA Major Clusters • Understand addition as putting together and adding to, and understand subtraction as taking apart and taking from. (K.OA.1–5)


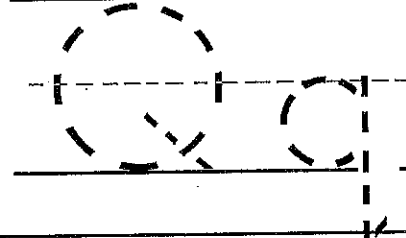
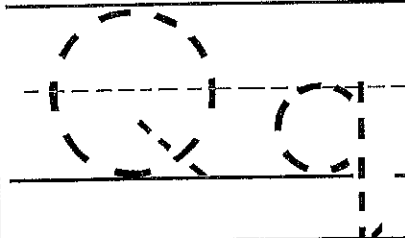
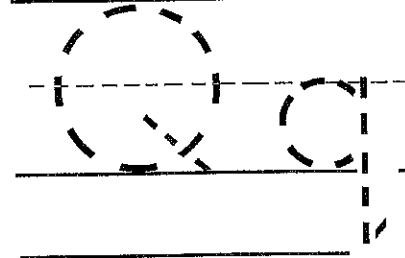
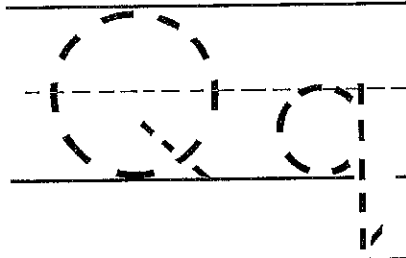
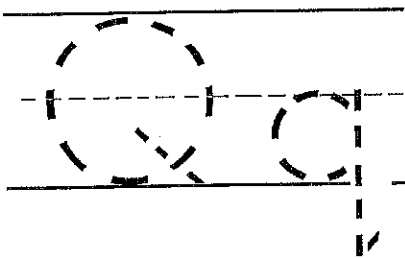
Letter Qq

Name _____

Color the pictures that start with q.



Trace and write the letter Qq.



Find the letter Qq.

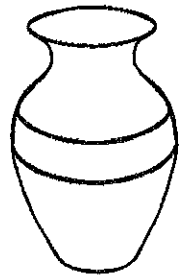

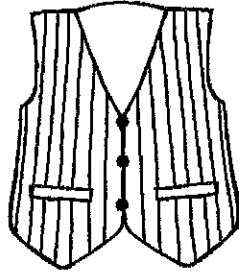


Q T q l R a Q n Q q

q h q r Q Y q d Q s


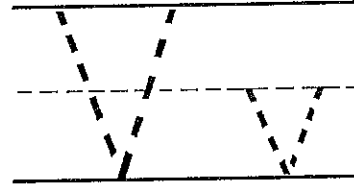
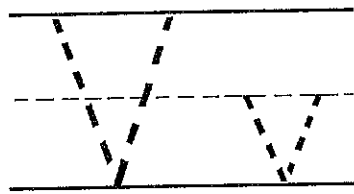
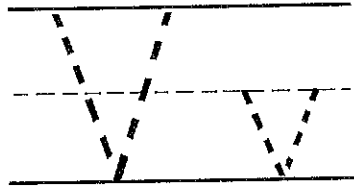
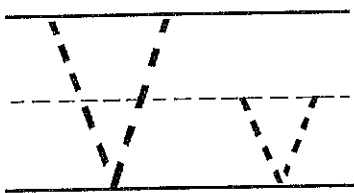
Letter Vv

Name _____

Color the pictures that start with v.



Trace and write the letter Vv.





Find the letter Vv.

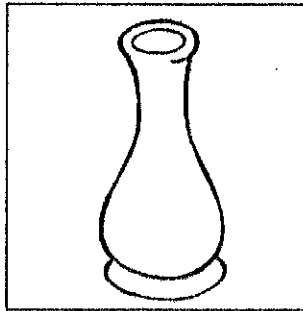
G V Q v g V O v z V


V N g v G h V S v g


Name: _____ Date: _____

Phonics: Vv and Qq





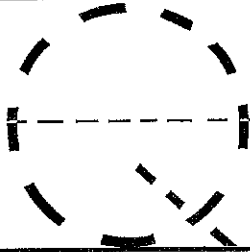
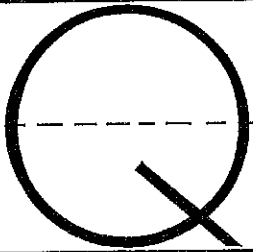
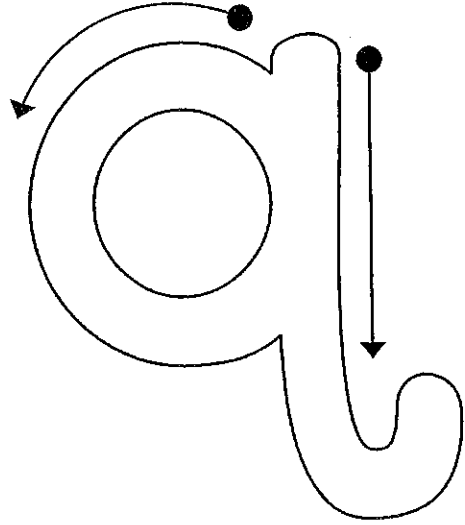
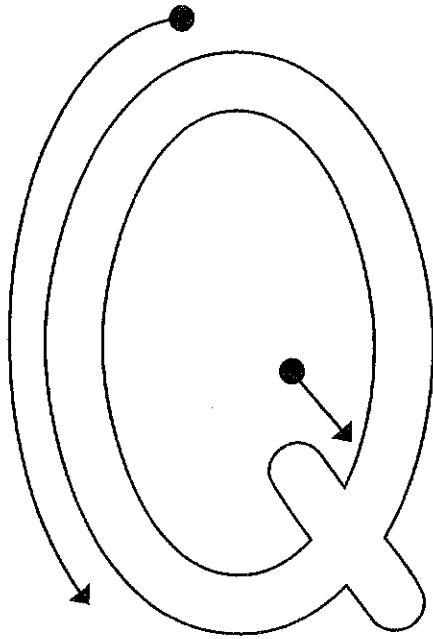



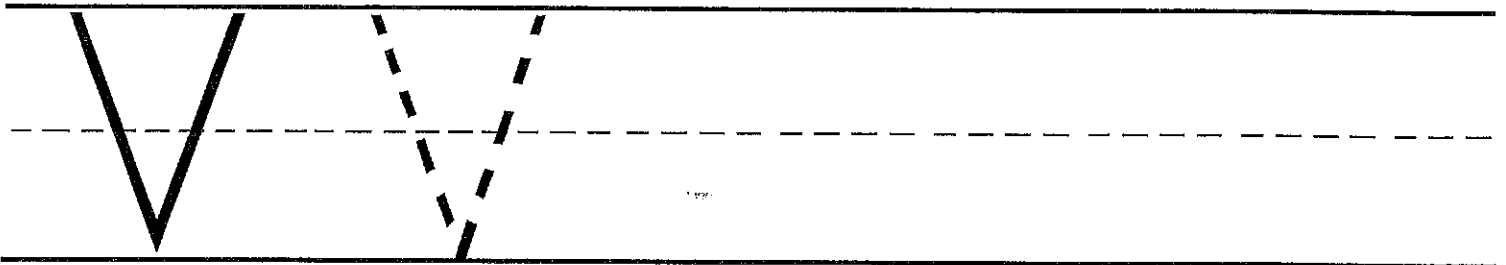
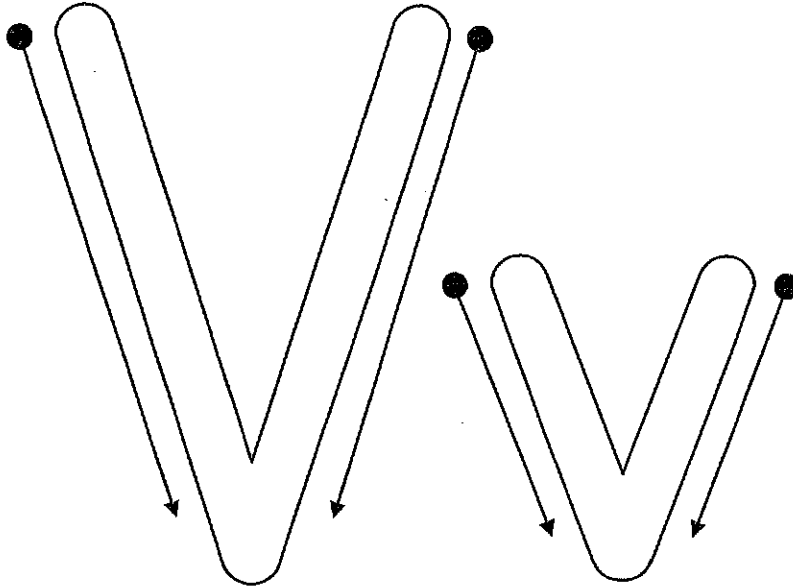







Directions: Trace the uppercase and lowercase **Vv** and **Qq**. Say the name of each picture. Write the letter that stand for the beginning sound of each picture name.





Name: _____ Date: _____

High-Frequency Words


are	have	look	said
come	here	me	two

1. I _____ one pet.

2. Van has _____ little dogs.

3. Come _____ at the dogs.

4. "I have a cat," _____ Kim.



Directions: Read the words in the box. Then write one of the words to complete each sentence. Draw a picture to go with one sentence.

Words for the Phonics Reader Val is a Vet - Please practice reading

Peg	get	up	Val
has	pad	a	is
hot	vet	I	have
can	Bud	not	rub
van	come	run	his
leg	Vic	it	quit
the	sit	in	here
like	sun	look	the

Reading Foundational Skills Questions

~~Say: Now I am going to ask some more questions.~~

Directions for Pages 101 & 102.

6. Find the picture of the spoon. Look at the words in the row. Find the word Kim . . . Kim. Draw a circle around the word.

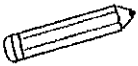
7. Find the picture of the banana. Look at the words in the row. Find the word yet . . . yet. Draw a circle around the word.

8. Find the picture of the chair. Look at the words in the row. Find the word quit . . . quit. Draw a circle around the word.

9. Find the picture of the mitten. Look at the words in the row. Listen: Here is my chair. Find the word here . . . here. Draw a circle around the word.

10. Find the picture of the umbrella. Look at the words in the row. Listen: We look at the picture. Find the word look . . . look. Draw a circle around the word.




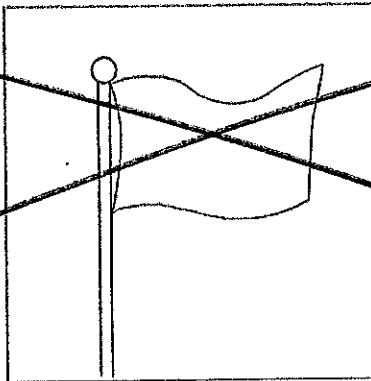

4. 

~~raincoat~~

~~bell~~

~~sea~~

5. 



Start with number 6.

6. 

Tim

Kim

Jim



7.




vet

wet

yet

8.



quit

kit

wit

9.



have

here

are

10.




like

come


look




Subtraction Practice




$$6 - 5 = \square$$



$$8 - 2 = \square$$

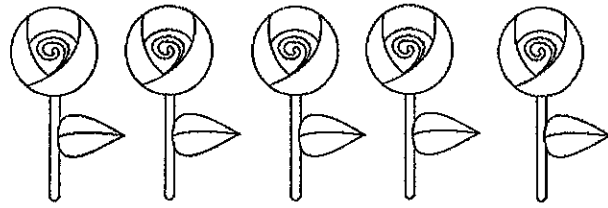


$$5 - 5 = \square$$

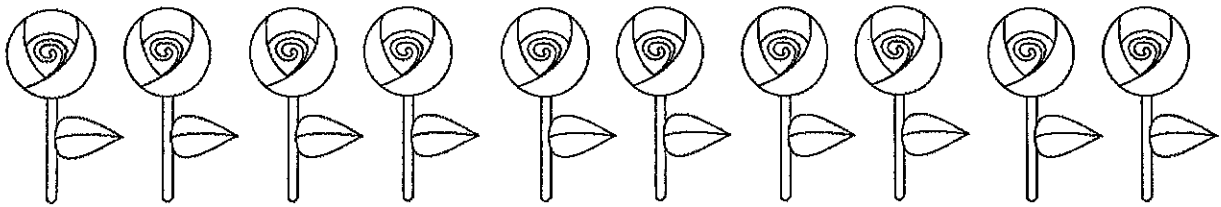


$$2 - 0 = \square$$


Subtraction Practice




$$5 - 2 = \square$$



$$10 - 7 = \square$$




$$9 - 5 = \square$$




$$7 - 4 = \square$$


Subtraction Practice




$$3 - 3 = \square$$



$$1 - 0 = \square$$




$$4 - 2 = \square$$




$$5 - 4 = \square$$


Subtraction Practice




$$8 - 6 = \square$$



$$5 - 2 = \square$$



$$6 - 5 = \square$$



$$3 - 3 = \square$$