

Week 4 - 4/13 - 4/17

- Letter: Kk

CC.K.R.F.1.d Print Concepts: Recognize and name all upper- and lowercase letters of the alphabet.

I can name all of the capital letters and lower case letters. [RF.K.1.d]

- Sight Words: look and me

CC.K.R.F.3.c Phonics and Word Recognition: Read common high-frequency words by sight. (e.g., the, of, to, you, she, my, is, are, do, does).

I can read words like: the, of, to, you, she, my, is, are, do, and does. [RF.K.3c]

- Phonics Reader: Kids Have Fun

CC.K.R.F.4 Fluency: Read emergent-reader texts with purpose and understanding.

I can read and understand books. [RF.K.4]

- Shared Reading Journal:

How is the Weather?

A Rainy Day Picnic

CC.K.R.L.1 Key Ideas and Details: With prompting and support, ask and answer questions about key details in a text.

I can ask and answer questions about what I read. [RL.K.1]

- Writing Journal

Choose a topic to write about. You can write about a person, a place, or something you like to do. Remember to start your sentence with a capital, use your letter sounds and sight words to write your sentences, and leave spaces between your words. When you are done writing, make sure your sentences make sense. Draw a detailed picture to match your sentences.

CC.K.L.2.d Conventions of Standard English: Spell simple words phonetically, drawing on knowledge of sound-letter relationships.

I can sound out short words and spell them. [L.K.2]



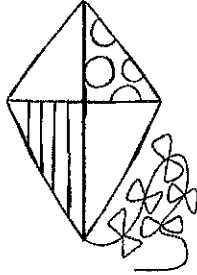



- Listen to a story on Vooks
- Weekly Assessment: Unit 8 Week 1
- Math: Draw and Solve Addition Equations and Topic 6

Operations and Algebraic Thinking K.OA Major Clusters • Understand addition as putting together and adding to, and understand subtraction as taking apart and taking from. (K.OA.1-5)


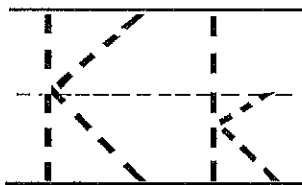
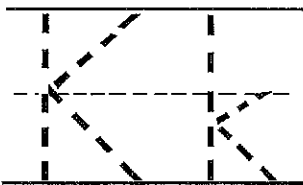
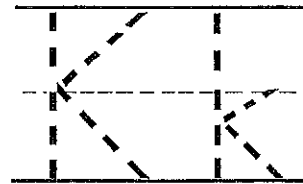
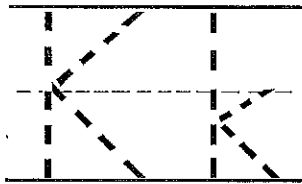
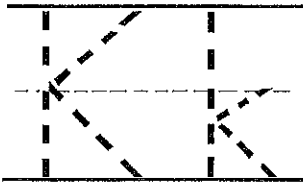
Letter Kk

Name _____

Color the pictures that start with k



Trace and write the letter Kk.



Find the letter Kk.


K i k T r K s k j h

J u k K F e k P K

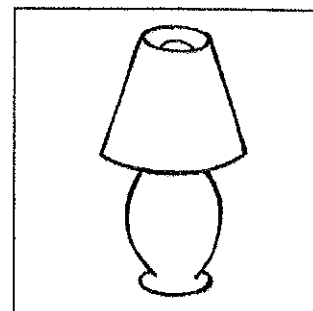
Name: _____ Date: _____


Phonics: Kk


Kk






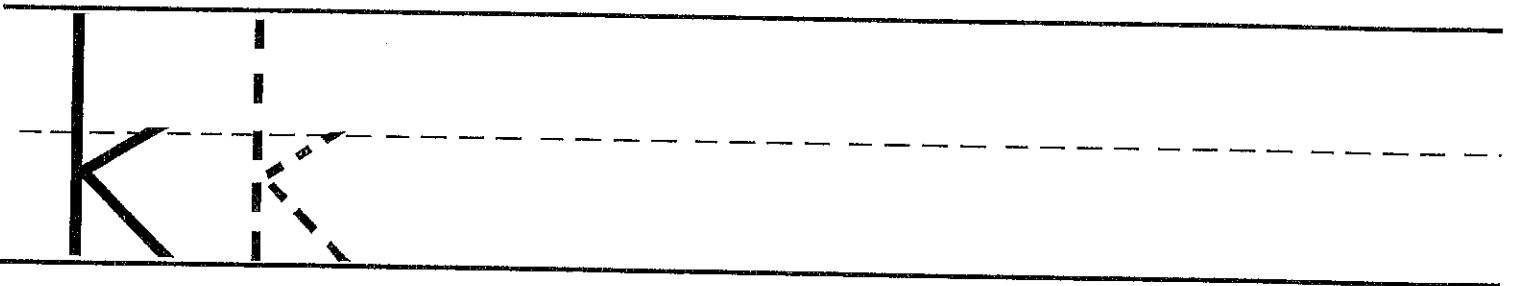
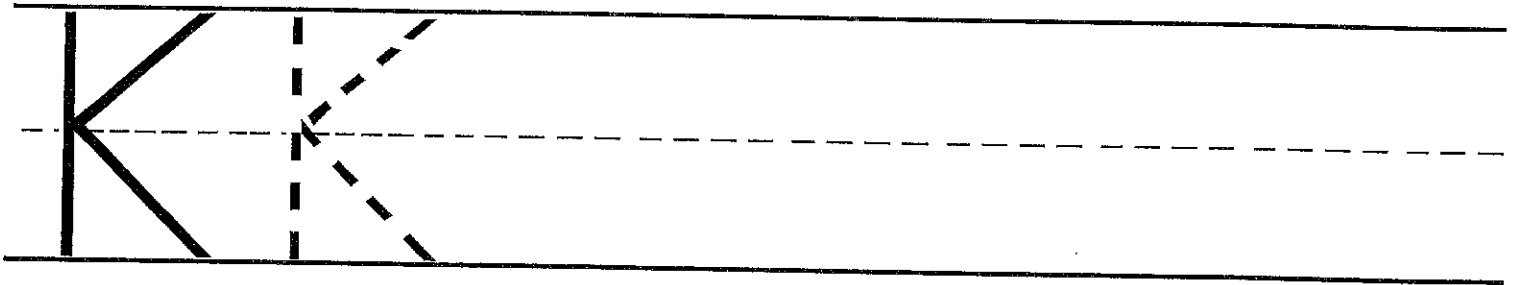









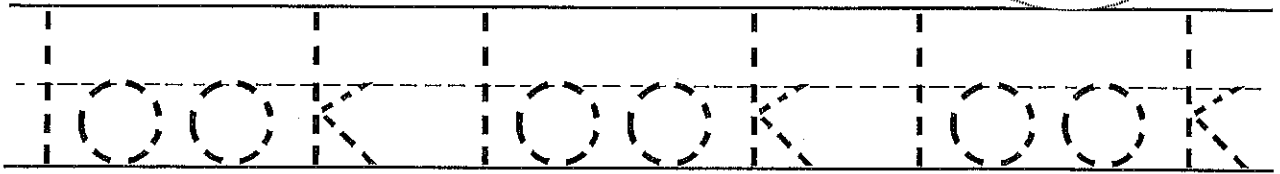

Directions: Trace the uppercase and lowercase **Kk**. Say the name of each picture. Color each picture whose name begins with the /k/ sound and write the letter **k**.




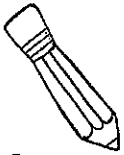
Name _____



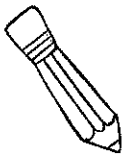

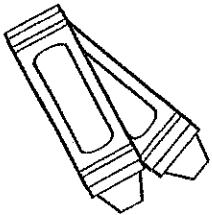
Trace
It



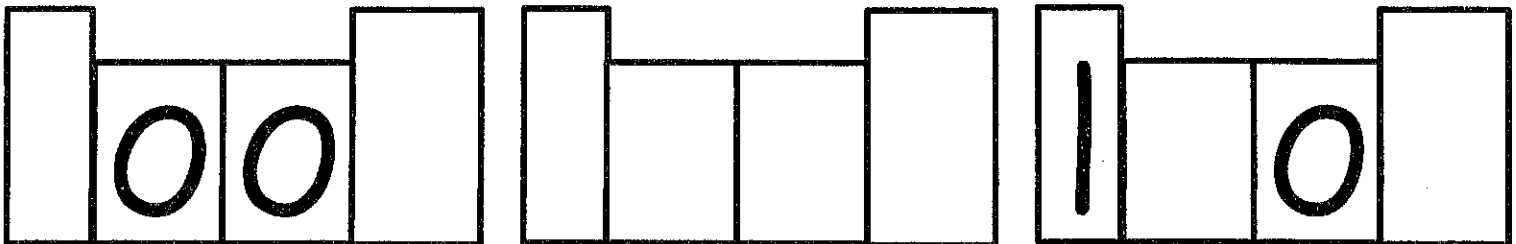
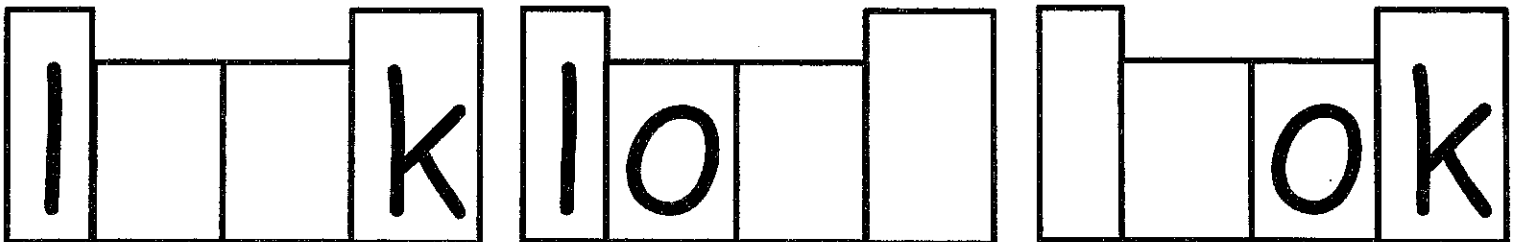
Write
It




Color
It





Fill in the missing letters



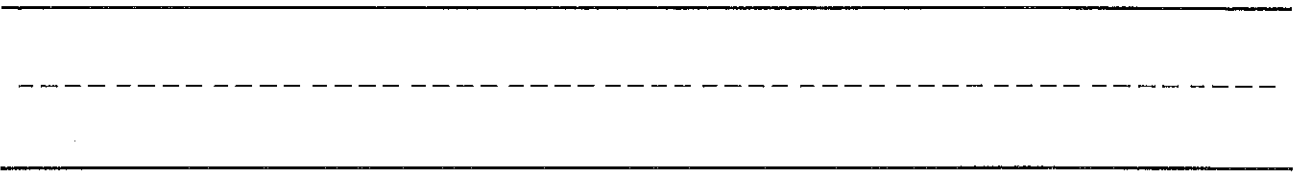
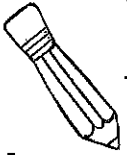
Name _____



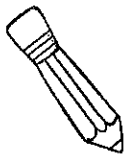
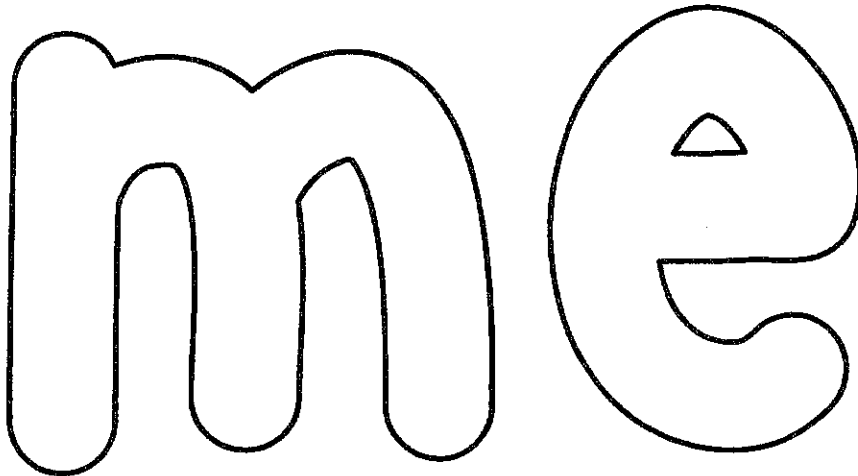
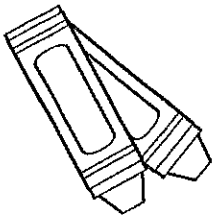
Trace
It





Write
It



Color
It



Fill in the missing letters



Name: _____ Date: _____

High-Frequency Words

look


me

1. You _____ sad.

2. Can you play with _____ ?

3. I _____ at the big dog.

4. The dog can play with _____ .



Directions: Trace the high-frequency words **look** and **me**. Then write one of the words to complete each sentence. Draw a picture for one sentence.

Words for the Phonics Reader Kids Have Fun - Please Practice Reading

look	at	Ken
has	a	hat
Kat	sees	it
the	up	go
Kip	sun	hot
me	in	runs
in	jump	I
fun	have	kids

Foundational Skills Assessment

Teacher's Name _____ Class _____ Date _____

Initial *k* High-Frequency Words

Directions: To assess or verify the child's reading foundational skills:

1. Read the words in the first row. Ask the child to name the words that begin with *k*.
2. Point to the second row. Ask the child to read the words. Circle each word the child reads correctly.

fit

kit

Ben

Ken

You can look for me.

Name: _____

Draw it!

0-10

$$5 + 1 = \underline{\quad}$$



$$10 + 0 = \underline{\quad}$$

$$6 + 2 = \underline{\quad}$$

$$4 + 3 = \underline{\quad}$$

$$5 + 4 = \underline{\quad}$$

$$5 + 1 = \underline{\quad}$$

Name: _____

Draw it!

0-10

$$5 + 3 = \underline{\quad}$$



$$8 + 1 = \underline{\quad}$$

$$3 + 3 = \underline{\quad}$$

$$5 + 2 = \underline{\quad}$$

$$7 + 3 = \underline{\quad}$$

$$3 + 1 = \underline{\quad}$$