

# Week 3 - 4/6 - 4/10

- Letter: Jj

CC.K.R.F.1.d Print Concepts: Recognize and name all upper- and lowercase letters of the alphabet.

I can name all of the capital letters and lower case letters. [RF.K.1.d]

- Sight Words: Review are, said, for, jump, have, two, no, one

CC.K.R.F.3.c Phonics and Word Recognition: Read common high-frequency words by sight. (e.g., the, of, to, you, she, my, is, are, do, does).

I can read words like: the, of, to, you, she, my, is, are, do, and does. [RF.K.3c]

- Phonics Reader: Jim and Jan

CC.K.R.F.4 Fluency: Read emergent-reader texts with purpose and understanding.

I can read and understand books. [RF.K.4]

- Shared Reading Journal: Veteran's Day

## A Late Thanksgiving Dinner

CC.K.R.I.1 Key Ideas and Details: With prompting and support, ask and answer questions about key details in a text.

I can ask and answer questions about a story. [RI.K.1]  
I can retell a story. [RI.K.1]  
I can retell a story with a new ending. [RI.K.1]

- Writing Journal

Choose a topic to write about. You can write about a person, a place, or something you like to do. Remember to start your sentence with a capital, use your letter sounds and sight words to write your sentences, and leave spaces between your words. When you are done writing, make sure your sentences make sense. Draw a detailed picture to match your sentences.

CC.K.L.2.d Conventions of Standard English: Spell simple words phonetically, drawing on knowledge of sound-letter relationships.

I can sound out short words and spell them. [L.K.2]


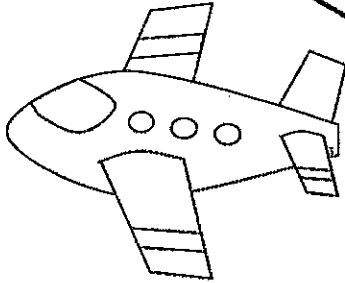



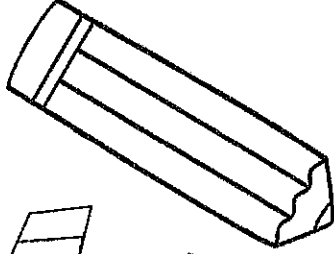

- Listen to a story on Vooks
- Weekly Assessment: Unit 7 Week 3
- Math: Addition and Draw and Solve Addition Equations + Topic 6

Operations and Algebraic Thinking K.OA Major Clusters • Understand addition as putting together and adding to, and understand subtraction as taking apart and taking from. (K.OA.1-5)



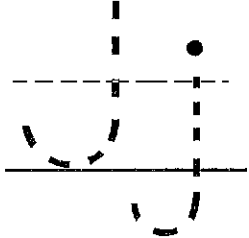
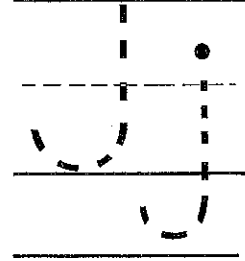
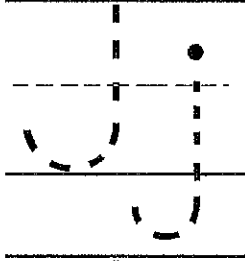
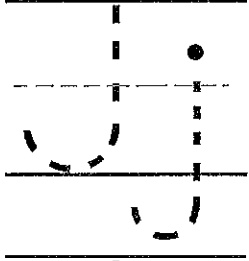
# Letter Jj

Name \_\_\_\_\_

Color the pictures that start with j



Trace and write the letter Jj.



Find the letter Jj.


J r u I j S J m j p

V g j S T J j O J

Name: \_\_\_\_\_ Date: \_\_\_\_\_

# Phonics: Jj

Jj



\_\_\_\_\_

-----


\_\_\_\_\_



\_\_\_\_\_

-----


\_\_\_\_\_



\_\_\_\_\_

-----

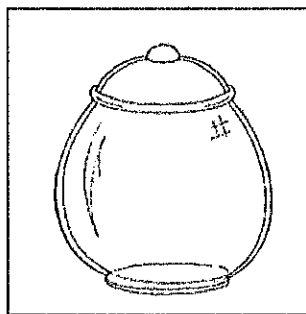
\_\_\_\_\_



\_\_\_\_\_

-----

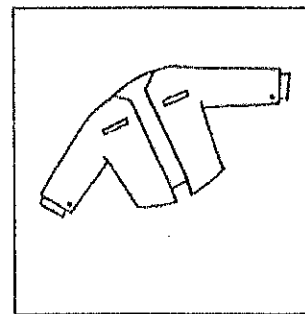
\_\_\_\_\_



\_\_\_\_\_

-----

\_\_\_\_\_

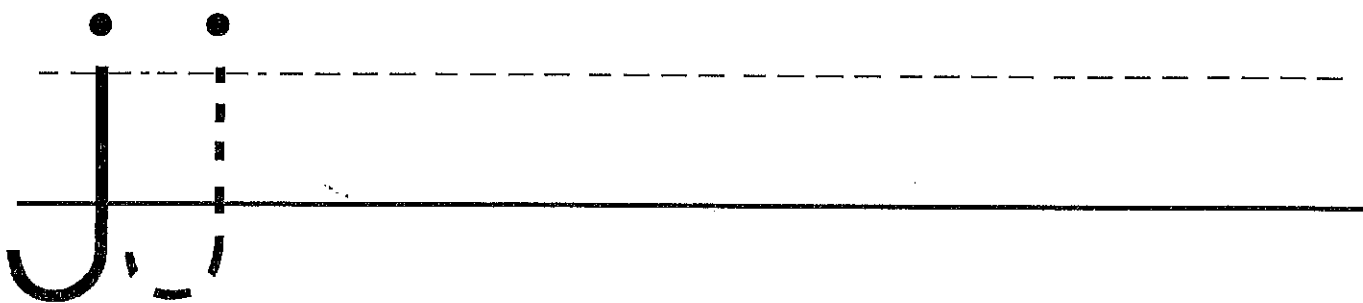
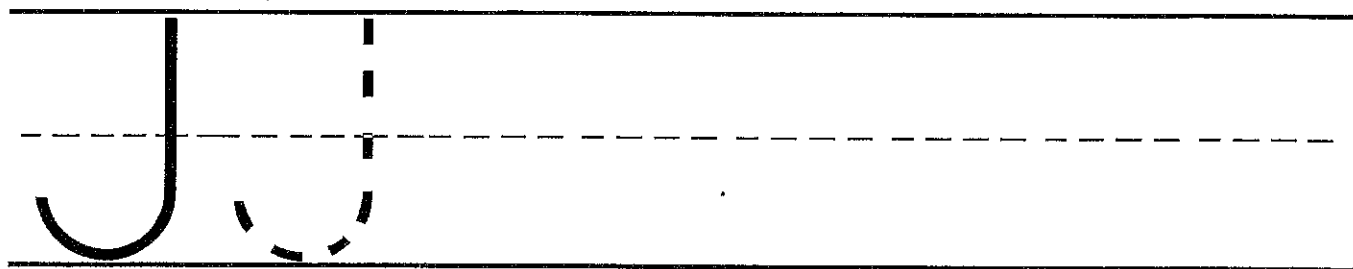
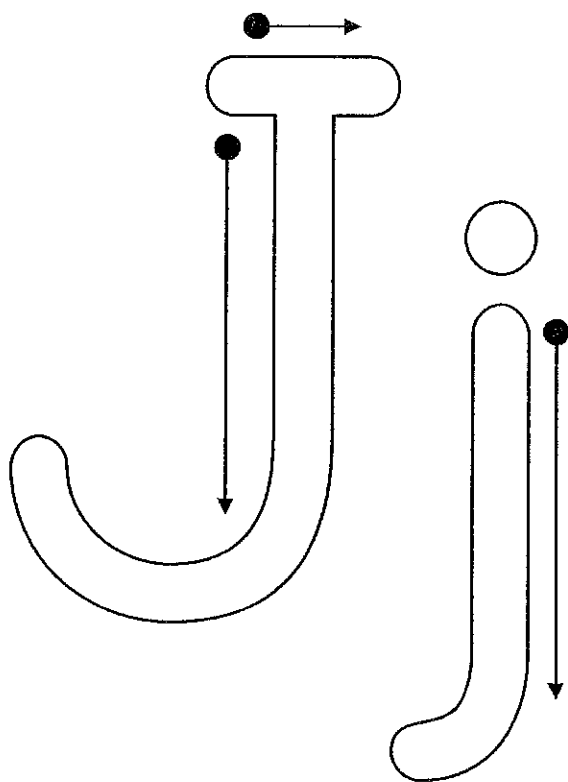


\_\_\_\_\_

-----

\_\_\_\_\_

**Directions:** Trace the uppercase and lowercase Jj. Say the name of each picture. Write the letter j below the picture if the name begins with the /j/ sound.



Name: \_\_\_\_\_ Date: \_\_\_\_\_

## High-Frequency Words

are

have

no

said

for

jump

one

two

1. Jen and Jim \_\_\_\_\_ on the bed.

2. I \_\_\_\_\_ two cats.

3. "I want a dog," \_\_\_\_\_ Ben.

4. Mom has two fish \_\_\_\_\_ Tom.

5. The fish \_\_\_\_\_ swimming.

**Directions:** Read the words in the box. Then write one of the words to complete each sentence.

Words for the Phonics Reader Jim and Jan - Please Practice Reading

Jim	Jan	hot	said
got	dogs	we	buns
Nan	you	is	jet
fun	jump	hit	up
jam	Dad	red	Mom
go	two	for	Pop
it	can	cups	had

## Reading Foundational Skills


## Assessment

~~Say: Now turn to the next page. I am going to ask some more questions.~~

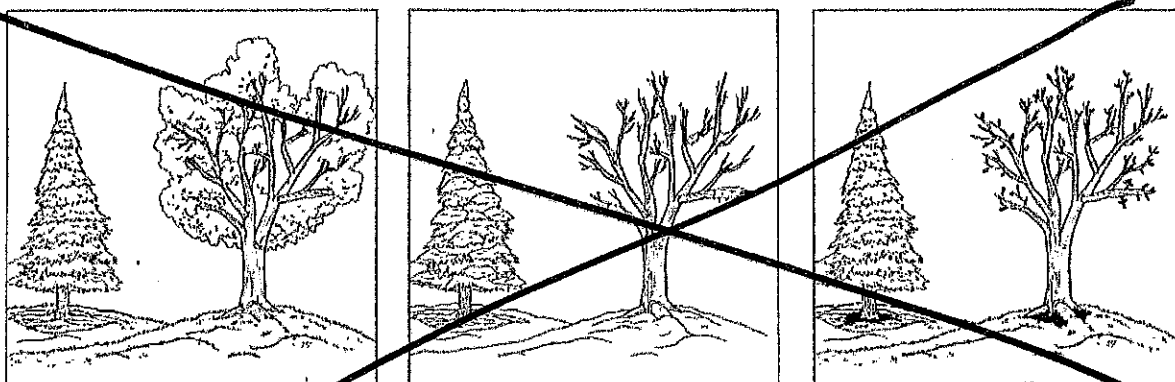
## Directions for page 89 &amp; 90

6. Find the picture of the spoon. Look at the words in the row. Find the word wet . . . wet. Draw a circle around the word.
  
7. Find the picture of the banana. Look at the words in the row. Find the word lid . . . lid. Draw a circle around the word.
  
8. Find the picture of the chair. Look at the words in the row. Find the word jam . . . jam. Draw a circle around the word.
  
9. Find the picture of the mitten. Look at the words in the row. Listen: This peach is for you. Find the word for . . . for. Draw a circle around the word.
  
10. Find the picture of the umbrella. Look at the words in the row. Listen: She said hello to me. Find the word said . . . said. Draw a circle around the word.

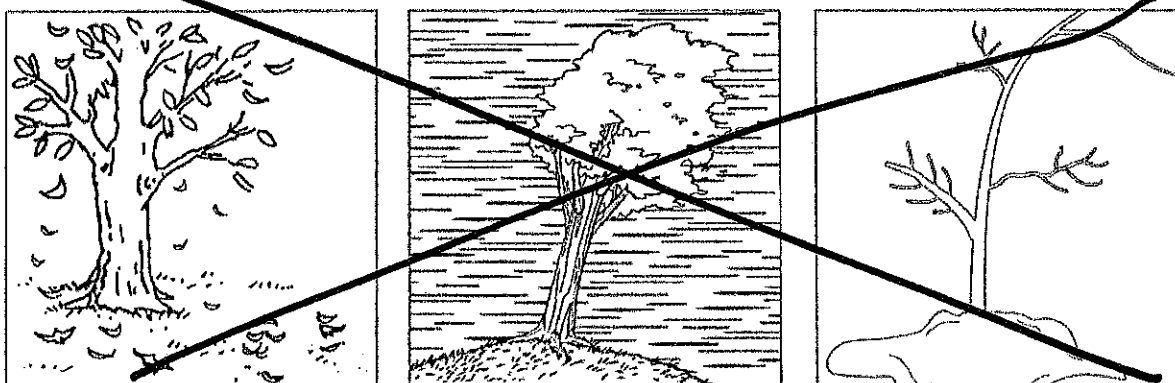




4.



5.



Start with number 6




6.

wet

met

net





7.




**bid**

**rid**

**lid**

8.



**ham**

**jam**

**dam**

9.



**are**

**two**

**for**

10.



**said**

**does**

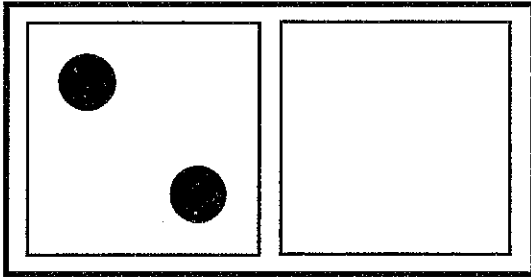
**with**



Name: \_\_\_\_\_

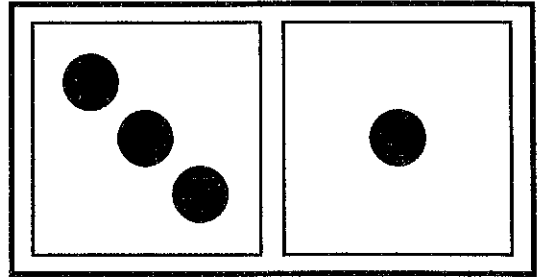
Directions: Use the dominoes to add. Write how many in all.

1.



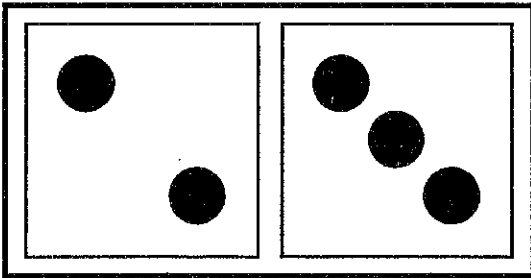
$$2 + 0 = \underline{\quad}$$

2.



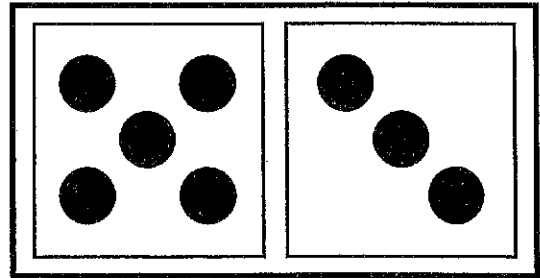
$$3 + 1 = \underline{\quad}$$

3.



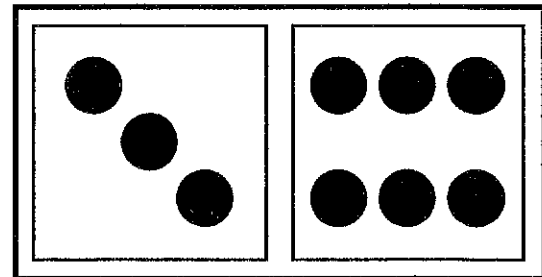
$$2 + 3 = \underline{\quad}$$

4.



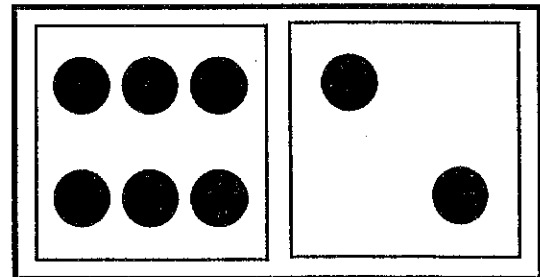
$$5 + 3 = \underline{\quad}$$

5.



$$3 + 6 = \underline{\quad}$$

6.

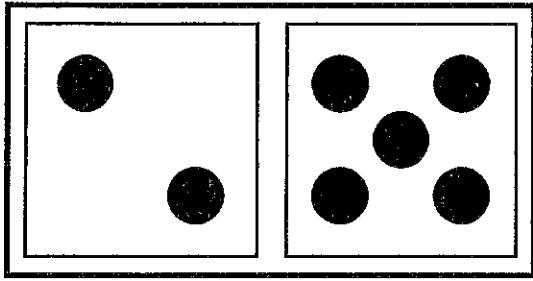


$$6 + 2 = \underline{\quad}$$

Name: \_\_\_\_\_

Directions: Use the dominoes to add. Write how many in all.

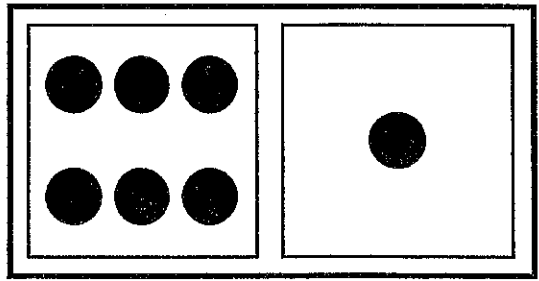
1.



+ =

\_\_\_\_\_

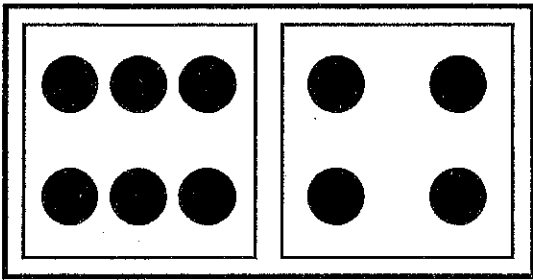
2.



+ =

\_\_\_\_\_

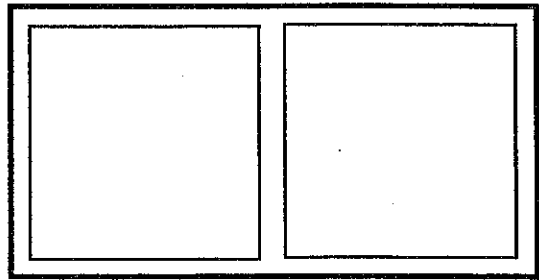
3.



+ =

\_\_\_\_\_

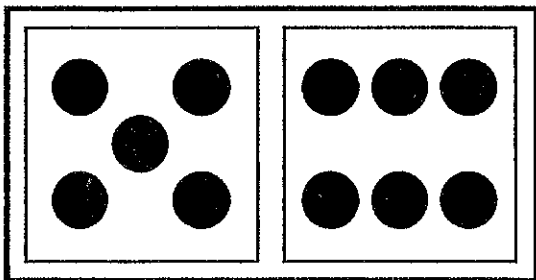
4.



+ =

\_\_\_\_\_

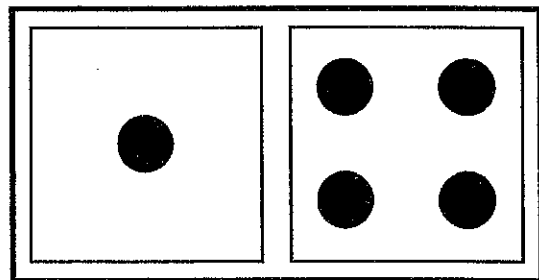
5.



+ =

\_\_\_\_\_

6.



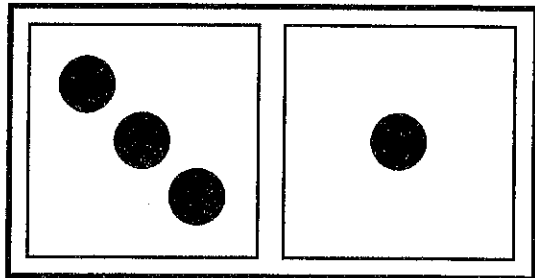
+ =

\_\_\_\_\_

Name: \_\_\_\_\_


Directions: Use the dominoes to add. Write how many in all.

1.



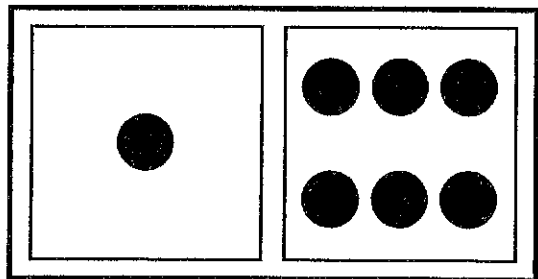
+ =

2.



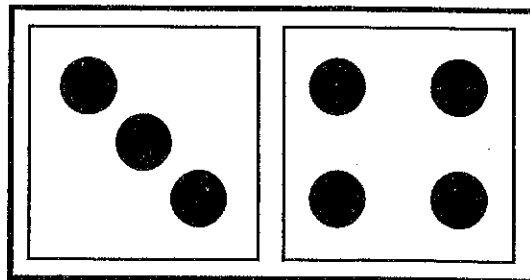
+ =

3.



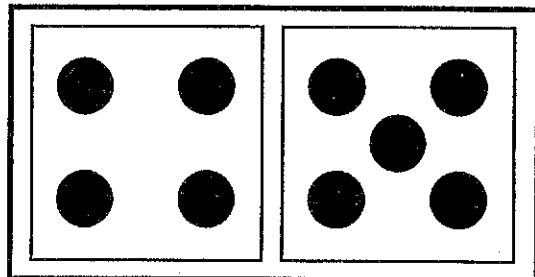
+ =

4.



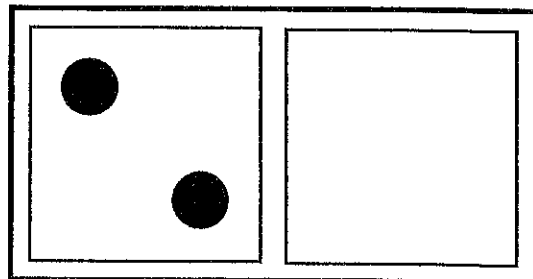
+ =

5.



+ =

6.




+ =

Name: \_\_\_\_\_

Draw it!

0-5

$$4 + 1 = \underline{\quad}$$



$$2 + 2 = \underline{\quad}$$

$$3 + 0 = \underline{\quad}$$

$$4 + 1 = \underline{\quad}$$

$$3 + 2 = \underline{\quad}$$


$$1 + 1 = \underline{\quad}$$

Name: \_\_\_\_\_

Draw it!

0-10

$$5 + 5 = \underline{\quad}$$



$$8 + 1 = \underline{\quad}$$

$$6 + 3 = \underline{\quad}$$

$$4 + 2 = \underline{\quad}$$

$$5 + 3 = \underline{\quad}$$

$$7 + 1 = \underline{\quad}$$