

Week 2 - 3/30 - 4/3

- Letter: Ll

CC.K.R.F.1.d Print Concepts: Recognize and name all upper- and lowercase letters of the alphabet.

I can name all of the capital letters and lower case letters. [RF.K.1.d]

- Sight Words: said, two

CC.K.R.F.3.c Phonics and Word Recognition: Read common high-frequency words by sight. (e.g., the, of, to, you, she, my, is, are, do, does).

I can read words like: the, of, to, you, she, my, is, are, do, and does. [RF.K.3c]

- Phonics Reader: I Am Lin

CC.K.R.F.4 Fluency: Read emergent-reader texts with purpose and understanding.

I can read and understand books. [RF.K.4]

- Shared Reading Journal: President's Day

A Day For Martin Luther King Jr.

CC.K.R.I.1 Key Ideas and Details: With prompting and support, ask and answer questions about key details in a text.

I can ask and answer questions about a story. [RI.K.1]

I can retell a story. [RI.K.1]

I can retell a story with a new ending.

[RI.K.1]

- Listen to a story on Vooks
- Writing Journal

Choose a topic to write about. You can write about a person, a place, or something you like to do. Remember to start your sentence with a capital, use your letter sounds and sight words to write your sentences, and leave spaces between your words. When you are done writing, make sure your sentences make sense. Draw a detailed picture to match your sentences.


CC.K.L.2.d Conventions of Standard English: Spell simple words phonetically, drawing on knowledge of sound-letter relationships.

I can sound out short words and spell them. [L.K.2]

- Weekly Assessment: Unit 7 Week 2
- Math: Addition : Topic 6





Operations and Algebraic Thinking K.OA Major Clusters • Understand addition as putting together and adding to, and understand subtraction as taking apart and taking from. (K.OA.1-5)

Letter LI


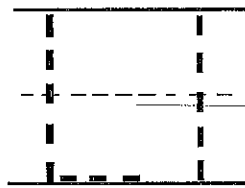
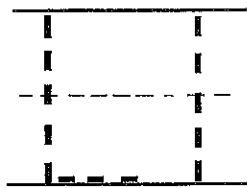
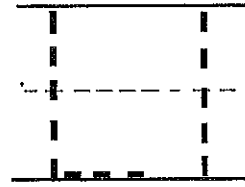
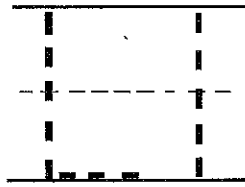
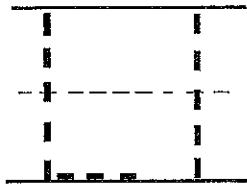


Name _____

Color the pictures that start with l.



Trace and write the letter Ll.



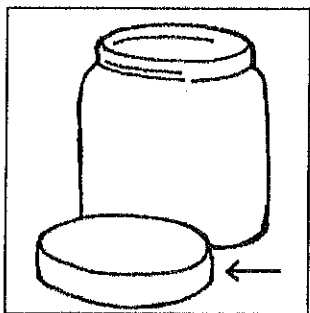
Find the letter Ll.


L c B d I A R L n l


C L k I M d L l a L

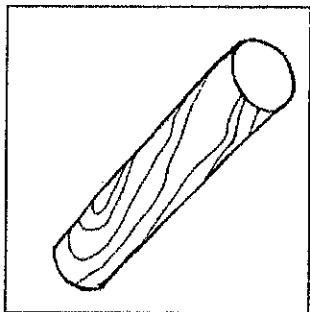
Name: _____ Date: _____

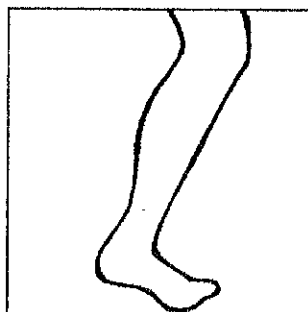
Phonics: L l

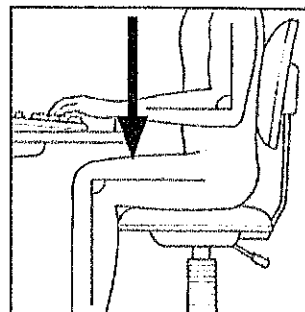




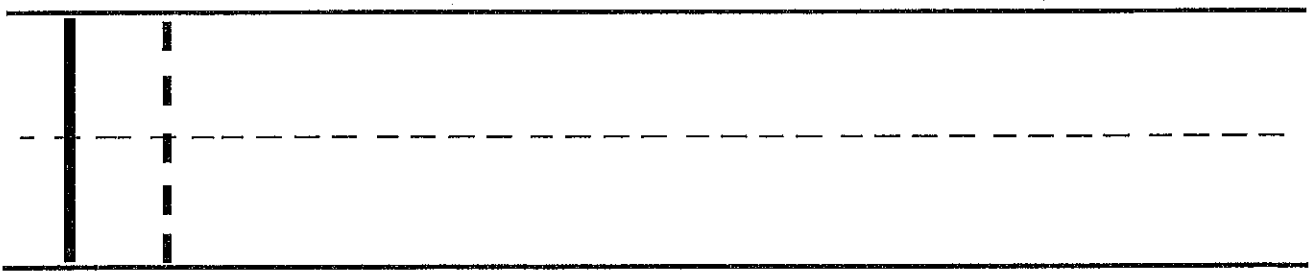
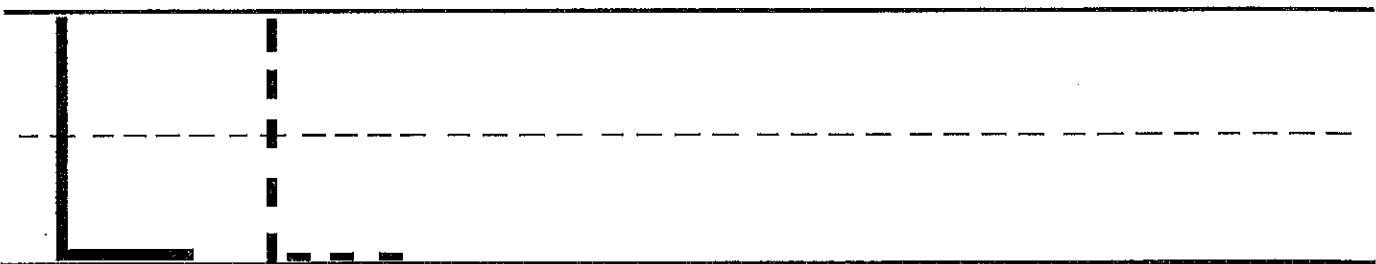
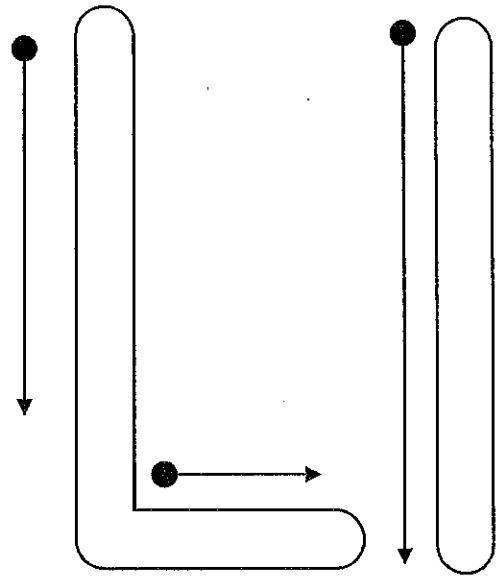









Directions: Trace the uppercase and lowercase **Ll**. Say the name of each picture. Each name begins with the /l/ sound. Write the picture name under each picture.



Name _____

said

Trace
It

said said said

Write
It

Color
It

Said

Fill in the missing letters


S d

 id


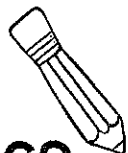
S a

S


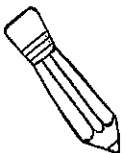
Name: _____



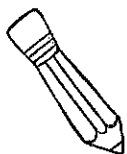

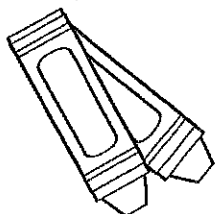
Trace
It



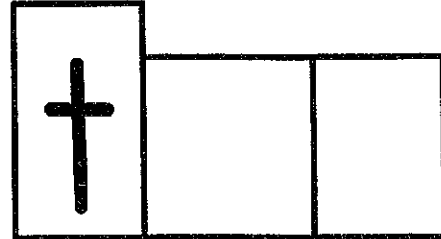
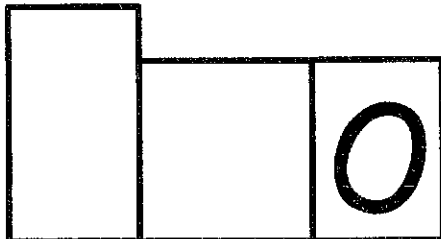
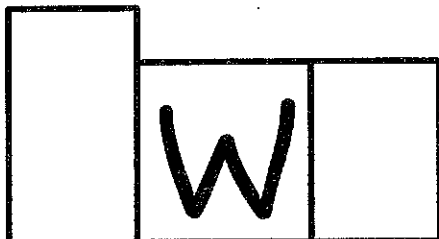
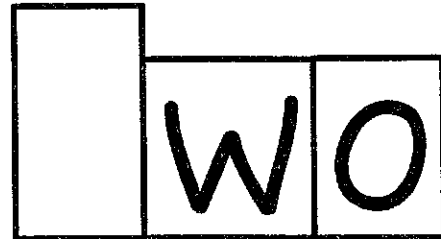
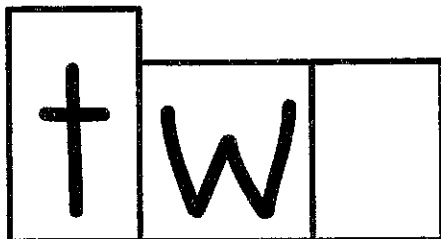
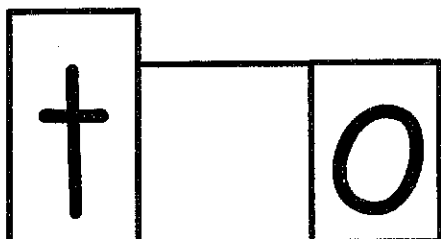
Write
It



Color
It



Fill in the missing letters



Name: _____ Date: _____

High-Frequency Words

said

two

1. Lin had _____ cups.

2. "It is hot," _____ Len.

3. "I have _____ fans," said Lin.

4. "One fan is for you," _____ Lin.

Directions: Trace the high-frequency words **said** and **two**. Then write one of the words to complete each sentence. Draw a picture for one sentence.

Words for the Phonics Reader I Am Lin - Please Practice reading

Dad	Lin	on	see
am	sit	can	and
bam	two	said	fun
one	had	lit	up
lot	like	the	big
Sam	is	legs	man
Lon	the	get	hot
Len	dogs	for	

Foundational Skills Assessment

Teacher's Name _____ Class _____ Date _____

Initial / High-Frequency Words

Directions: To assess or verify the student's reading foundational skills:

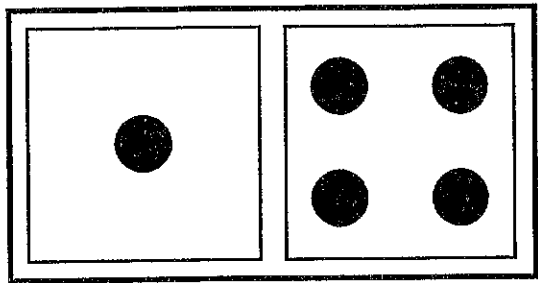
1. Read the words in the first row. Ask the student to name the words that begin with /l/.
2. Point to the second row. Ask the student to read the words. Circle each word the student reads correctly.

dog	log	rip	lip
He said he has two pets.			

Name: _____

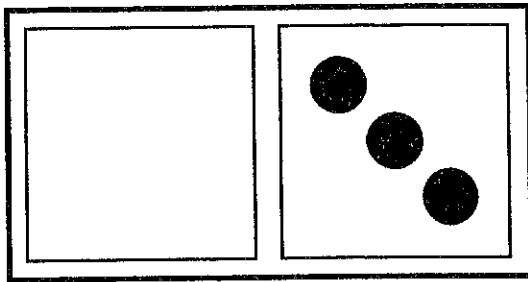
Directions: Use the dominoes to add. Write how many in all.

1.



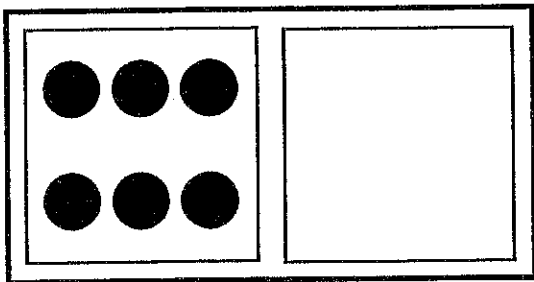
$$1 + 4 = \underline{\quad}$$

2.



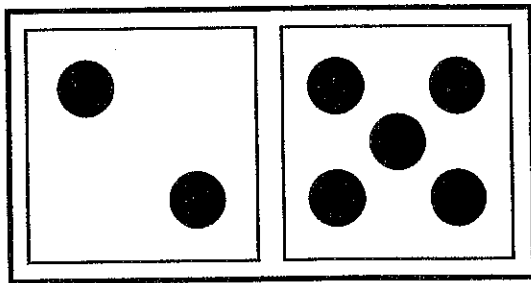
$$0 + 3 = \underline{\quad}$$

3.



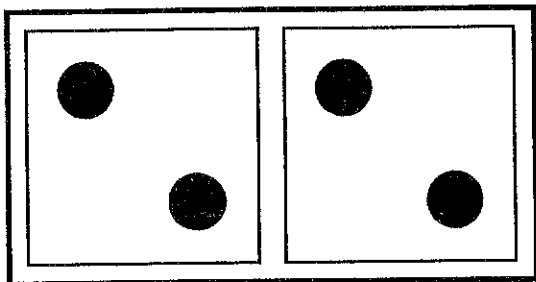
$$6 + 0 = \underline{\quad}$$

4.



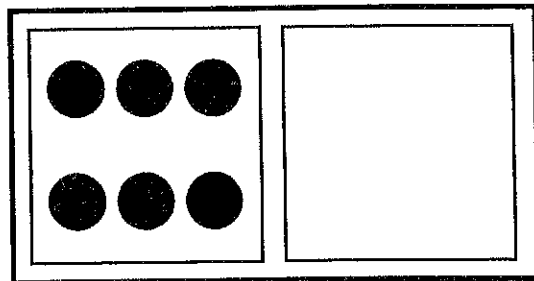
$$2 + 5 = \underline{\quad}$$

5.



$$2 + 2 = \underline{\quad}$$

6.

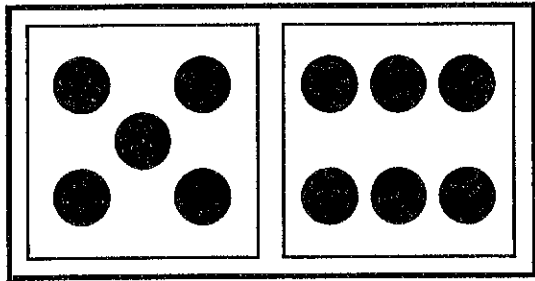


$$6 + 0 = \underline{\quad}$$

Name: _____

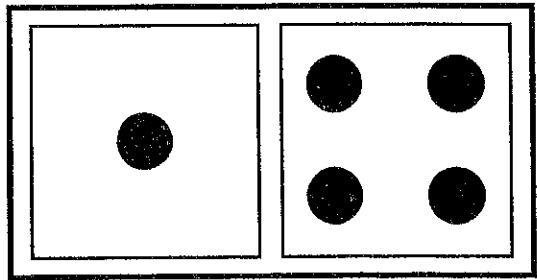
Directions: Use the dominoes to add. Write how many in all.

1.



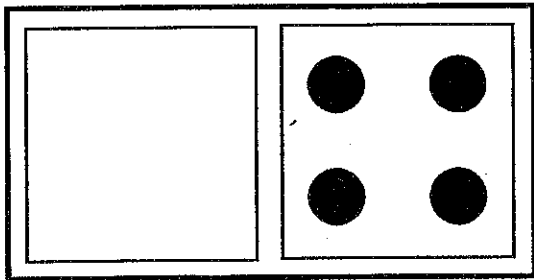
$$5 + 6 = \underline{\quad}$$

2.



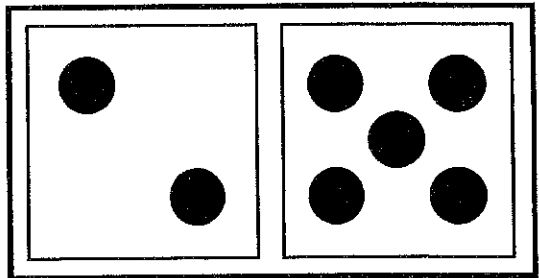
$$1 + 4 = \underline{\quad}$$

3.



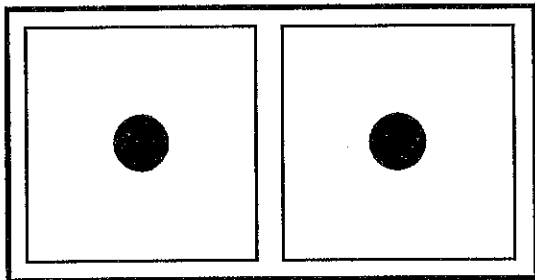
$$0 + 4 = \underline{\quad}$$

4.



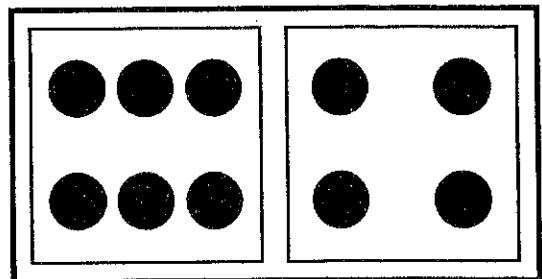
$$2 + 5 = \underline{\quad}$$

5.



$$1 + 1 = \underline{\quad}$$

6.

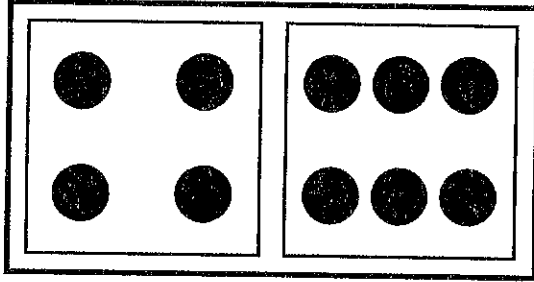


$$6 + 4 = \underline{\quad}$$

Name: _____

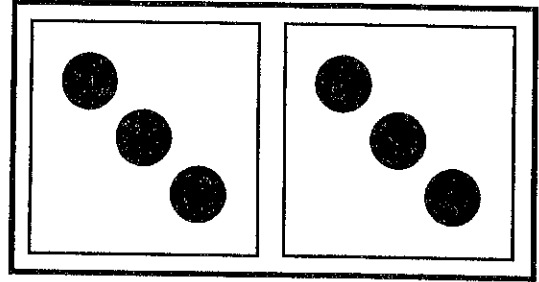
Directions: Use the dominoes to add. Write how many in all.

1.



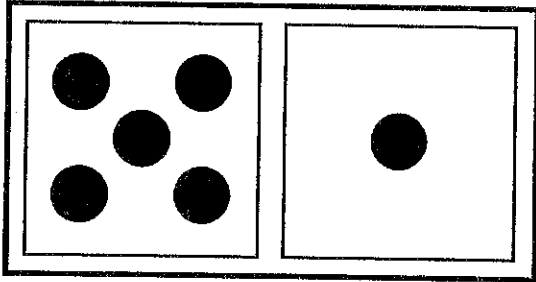
$$4 + 6 = \underline{\quad}$$

2.



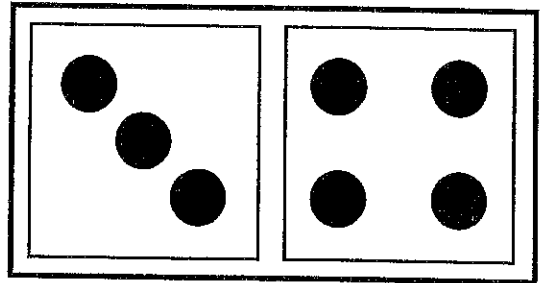
$$3 + 3 = \underline{\quad}$$

3.



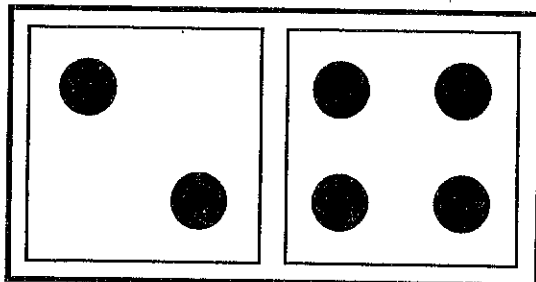
$$5 + 1 = \underline{\quad}$$

4.



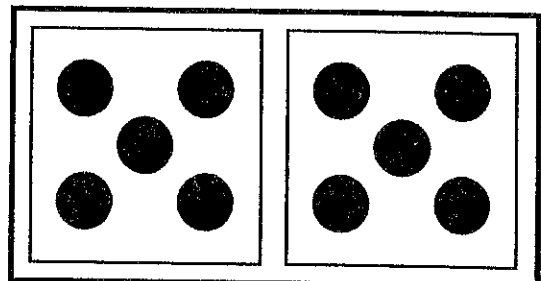
$$3 + 4 = \underline{\quad}$$

5.



$$2 + 4 = \underline{\quad}$$

6.

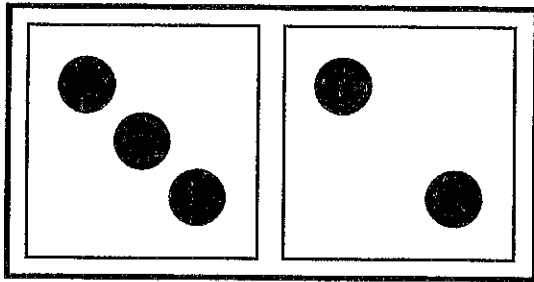


$$5 + 5 = \underline{\quad}$$

Name: _____

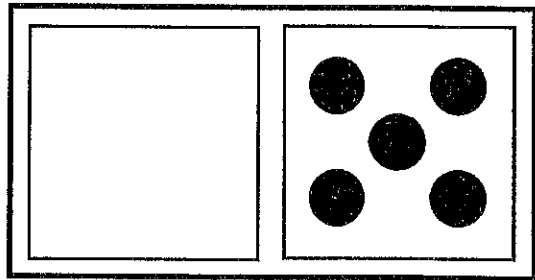
Directions: Use the dominoes to add. Write how many in all.

1.



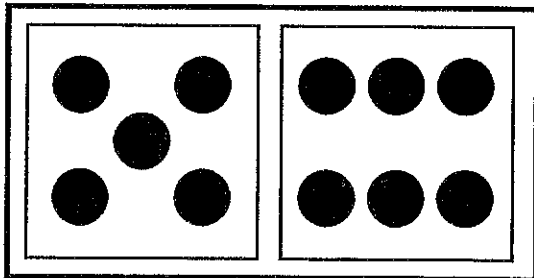
$$3 + 2 = \underline{\quad}$$

2.



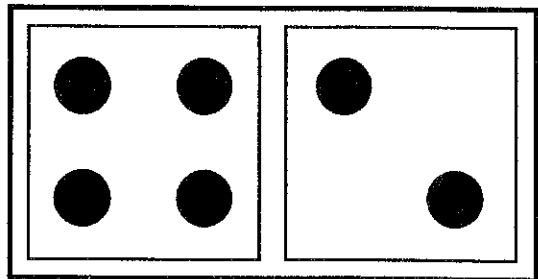
$$0 + 5 = \underline{\quad}$$

3.



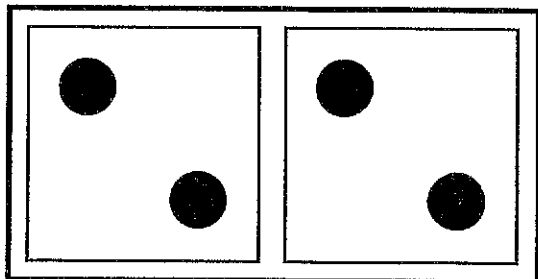
$$5 + 6 = \underline{\quad}$$

4.



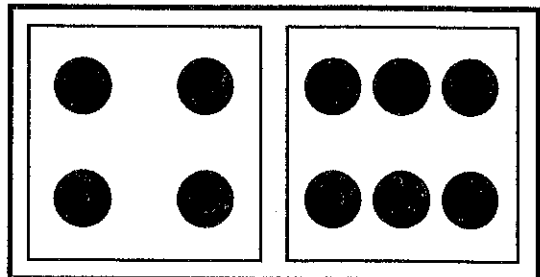
$$4 + 2 = \underline{\quad}$$

5.



$$2 + 2 = \underline{\quad}$$

6.



$$4 + 6 = \underline{\quad}$$