

Online Reference Guide

Welcome to Building Blocks of Science 3D Digital Edition

Access the full digital version of Building Blocks of Science 3D at www.carolinascienceonline.com

Click "Teacher Login," and enter email address: bbs3d_review@carolina.com, click "Submit," enter Password: **carolina** (case sensitive)

To navigate this website, use the chart below. A tutorial video is available at www.carolina.com/bbs3dreviewtutorial

TO NAVIGATE TO:
Return to the beginning at any time by clicking the **Home** button

The grade-level unit you'd like to review, click on:

- Unit title

The big picture of a unit, click on:

- Unit Overview
- Each tab for information about the unit, standards, and resources

Individual lessons, click on:

- Lesson number (L1)
- Each tab for information about instruction

The investigations within a lesson, click on:

- Lesson number (L1)
- Investigation letter (INV A)
- Each tab for information about materials, standards, preparation, procedure, and resources

The digital resources for a lesson, click on:

- Lesson number (L1)
- Digital Resources tab
- Individual resources:

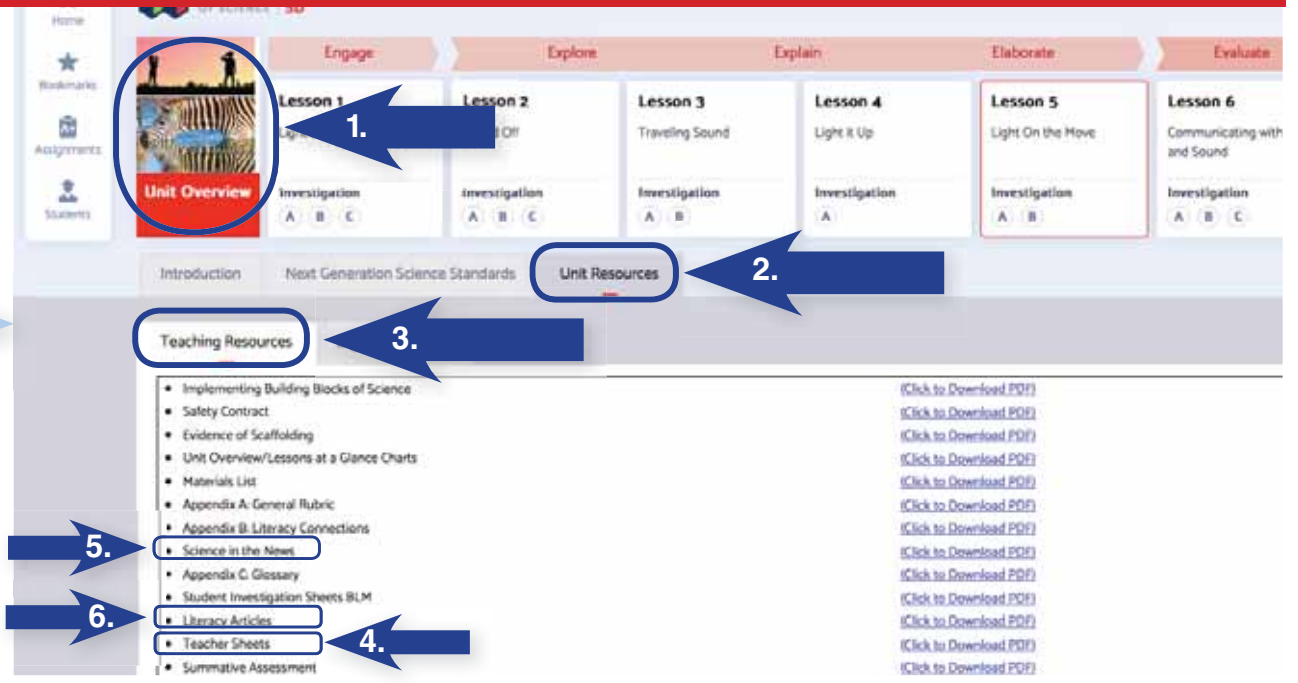
- Student Investigation Sheets (SIS)
- Simulations (SIM)
- Interactive Whiteboards (IWB)
- Innovators in Science (IIS)
- Literacy Readers (LR)
- Summative Assessments (SA)
- Scenario-based Assessments (SBA)

TO NAVIGATE TO:

Need technical support? Contact Russ Pope at russ.pope@carolina.com or 336-538-6321

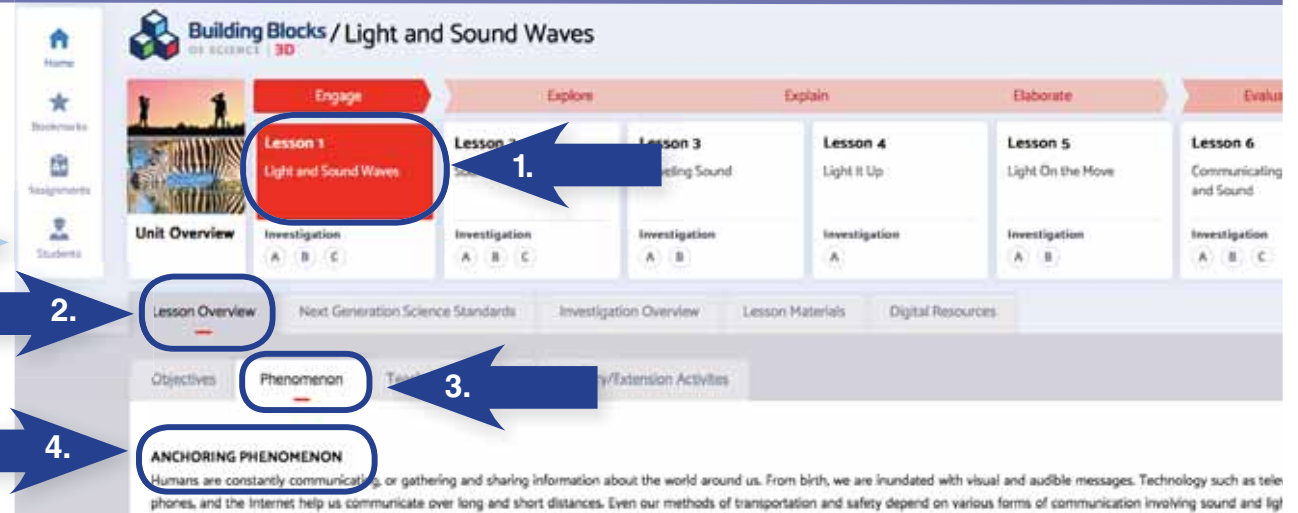
Teaching resources, *click on:*

1. Unit Overview
2. Unit Resources
3. Teaching Resources
4. Teacher Sheets
 - Assessment Observation Sheets (AOS) for Grades K-2 only
5. Science in the News
6. Literacy Articles (LA)



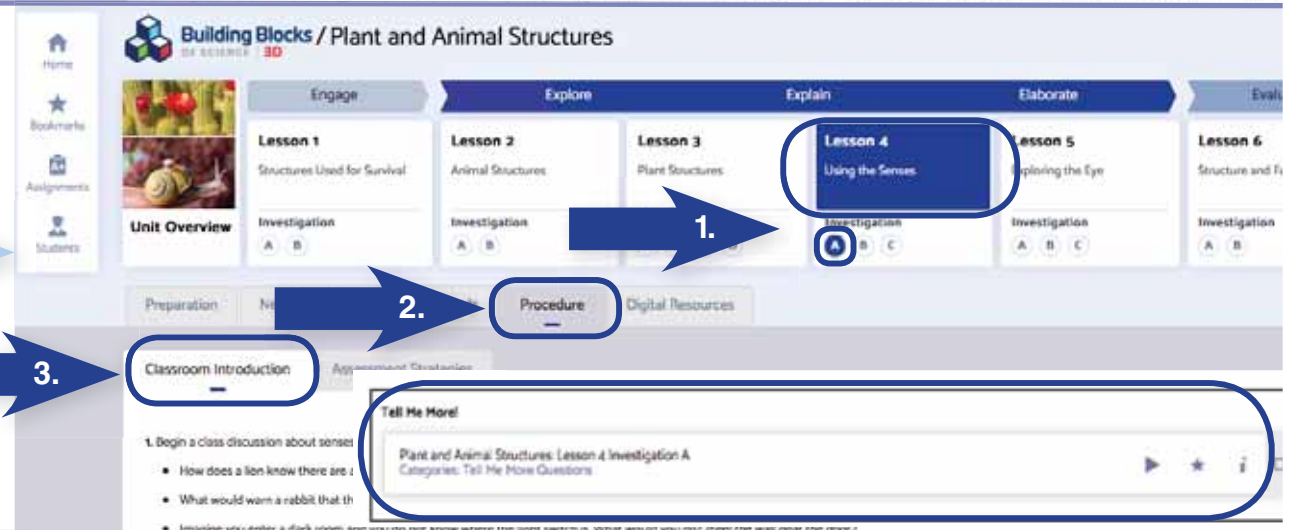
Phenomena and the phenomena video, *click on:*

1. Lesson number (L1)
2. Lesson Overview
3. Phenomenon tab
4. Read the Anchoring Phenomenon, then scroll down to launch the Phenomena Video



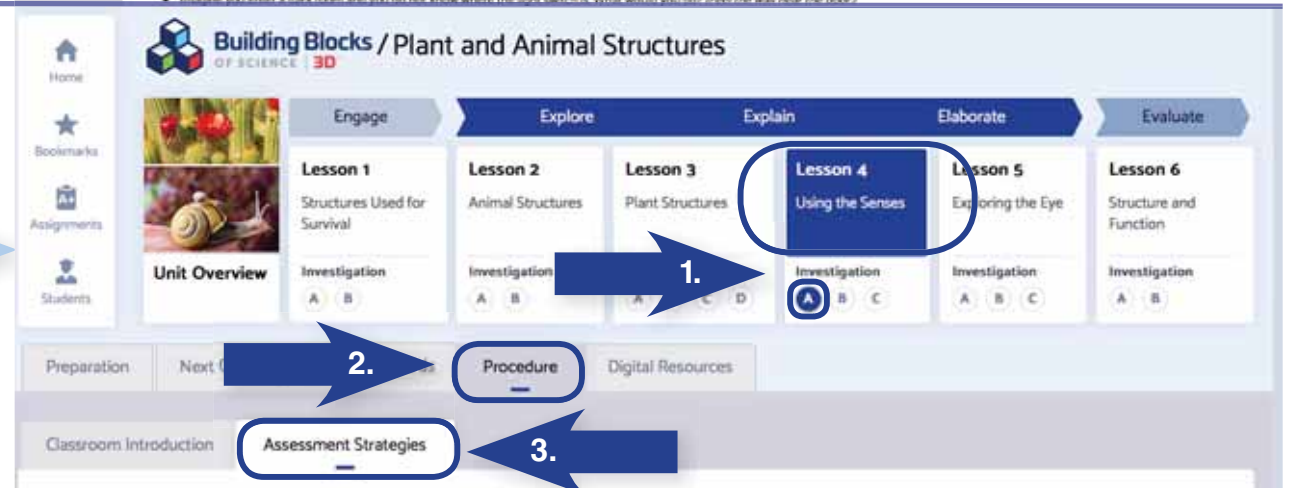
Tell Me More (TMM) formative assessments, *click on:*

1. Lesson number and Investigation letter (L4, INV A)
2. Procedure
3. Classroom Introduction tab, then scroll to the bottom to launch Tell Me More!



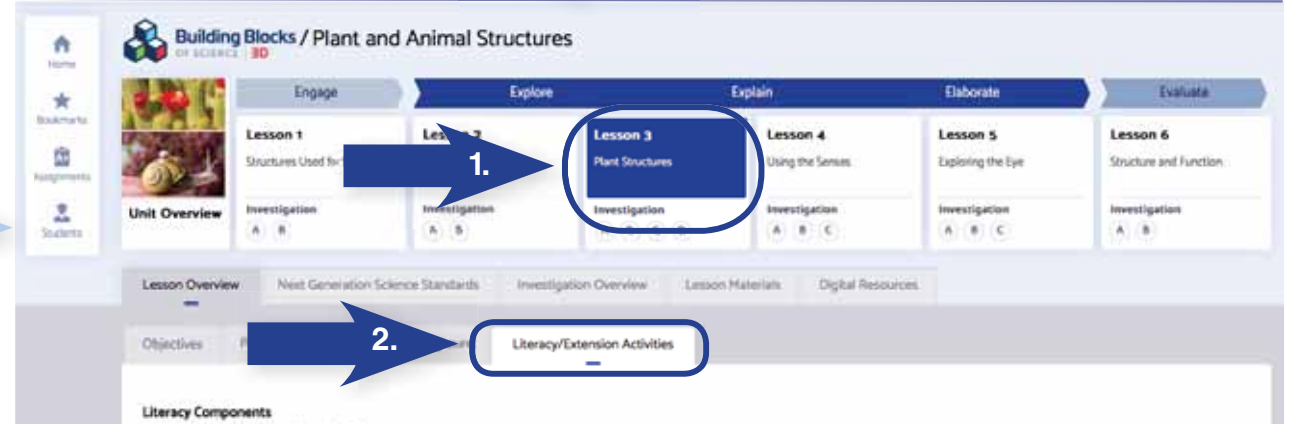
Assessment Strategies, *click on:*

1. Lesson number and Investigation letter (L4, INV A)
2. Procedure
3. Assessment Strategies tab



Extensions, *click on:*

1. Lesson number (L1)
2. Literacy/Extension Activities tab (EXT)



Take-Home Science, *click on:*

1. Lesson number (L4)
2. Investigation letter (INV B)
3. Preparation
4. Teacher Preparation
5. Click to Download PDF

