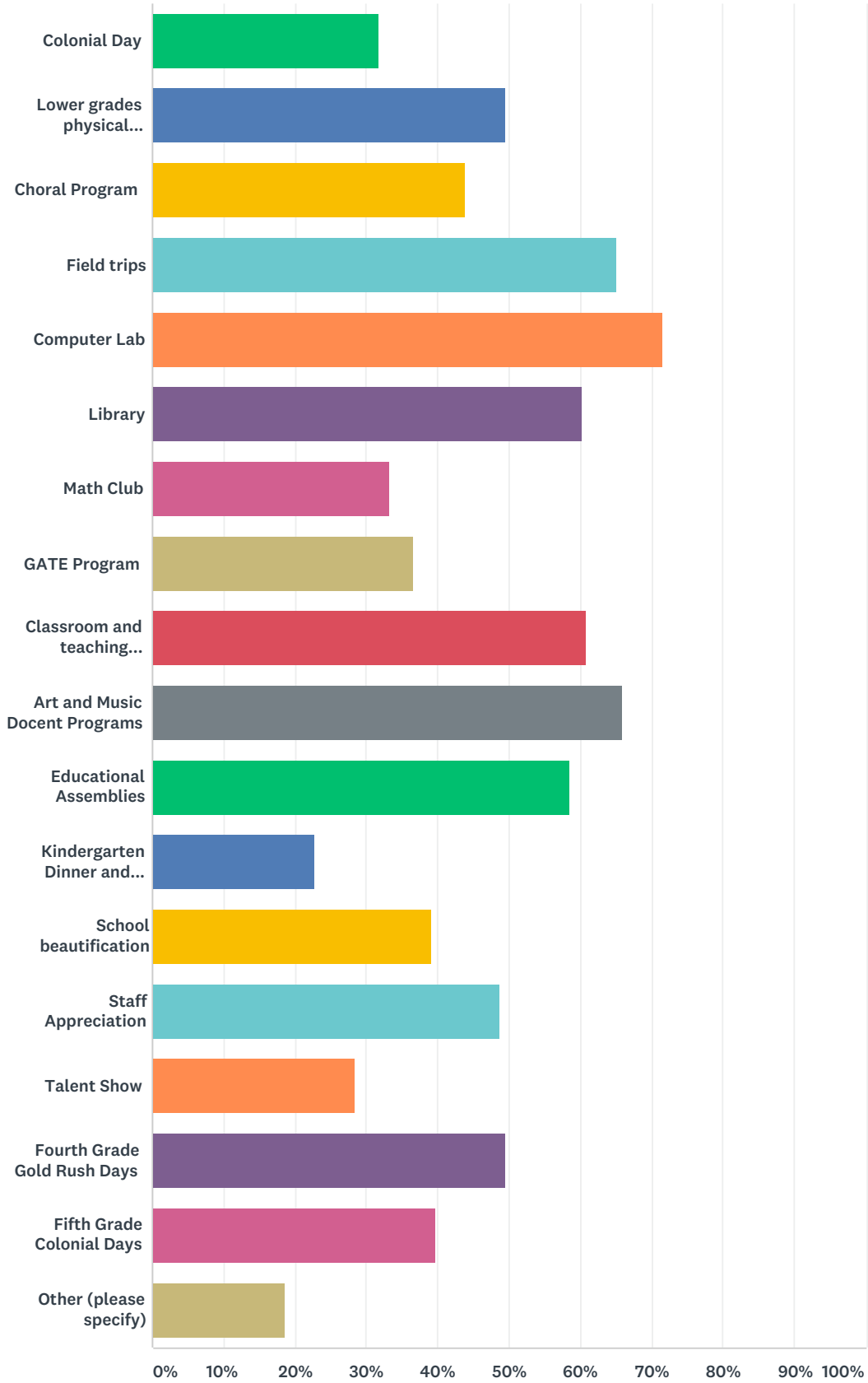


Q1 Which of the following make you proud to send your child(ren) to Fremont? (Select all that apply.)

Answered: 123 Skipped: 5

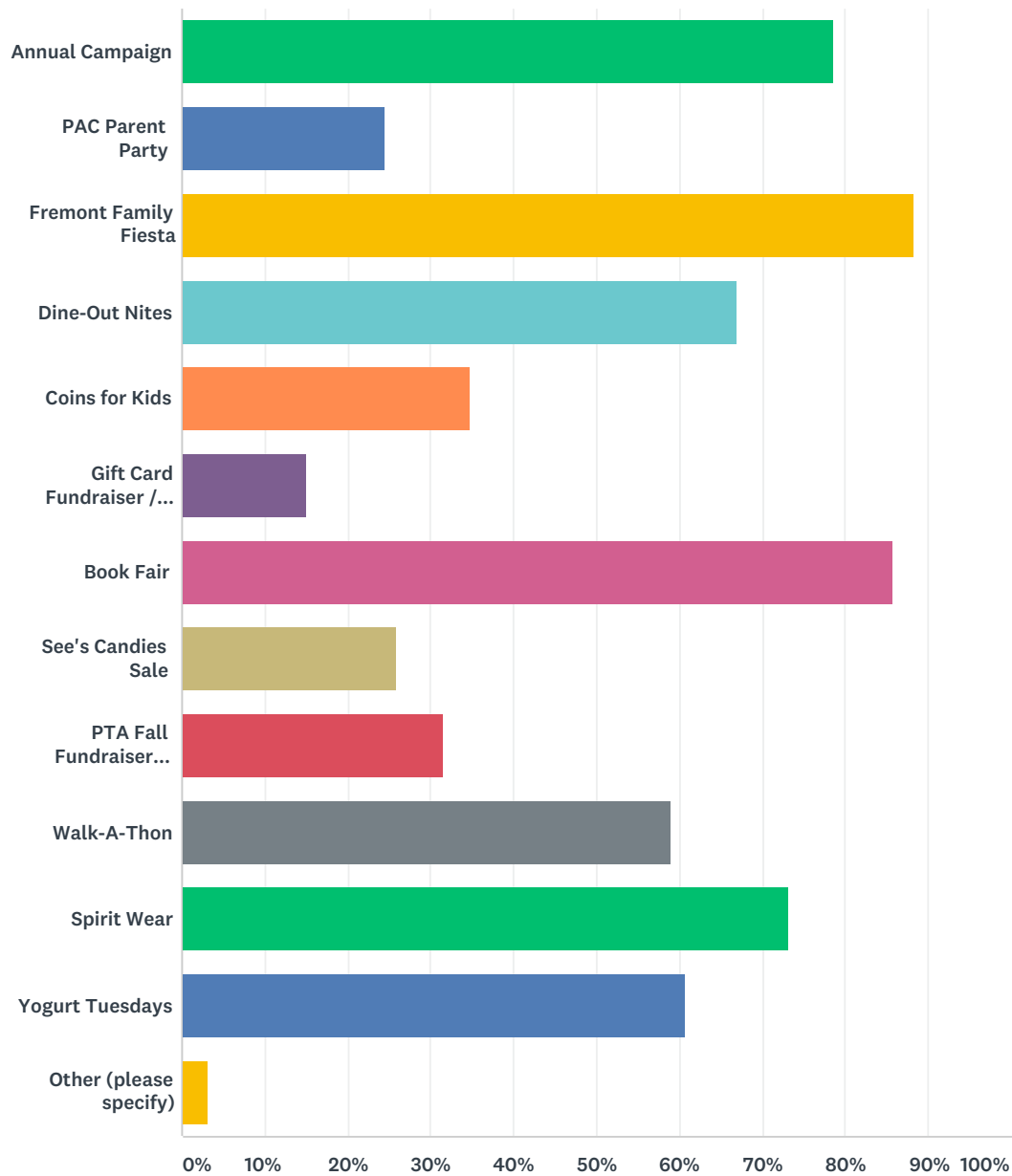


ANSWER CHOICES	RESPONSES
Colonial Day	31.71% 39

Lower grades physical education	49.59%	61
Choral Program	43.90%	54
Field trips	65.04%	80
Computer Lab	71.54%	88
Library	60.16%	74
Math Club	33.33%	41
GATE Program	36.59%	45
Classroom and teaching supplies	60.98%	75
Art and Music Docent Programs	65.85%	81
Educational Assemblies	58.54%	72
Kindergarten Dinner and Orientation	22.76%	28
School beautification	39.02%	48
Staff Appreciation	48.78%	60
Talent Show	28.46%	35
Fourth Grade Gold Rush Days	49.59%	61
Fifth Grade Colonial Days	39.84%	49
Other (please specify)	18.70%	23
Total Respondents: 123		

Q2 We have a number of fundraisers at Fremont. Which do you participate in? (Select all that apply.)

Answered: 127 Skipped: 1

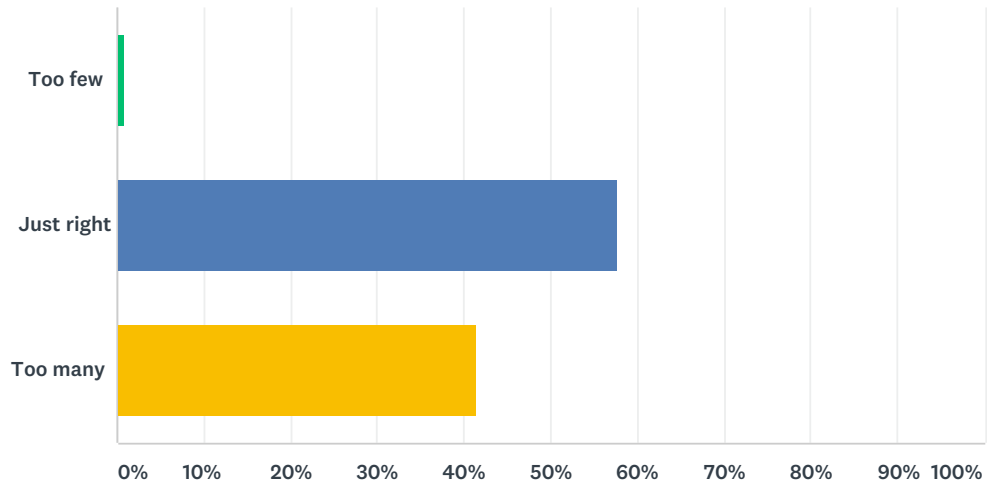


ANSWER CHOICES	RESPONSES	
Annual Campaign	78.74%	100
PAC Parent Party	24.41%	31
Fremont Family Fiesta	88.19%	112
Dine-Out Nites	66.93%	85
Coins for Kids	34.65%	44

Gift Card Fundraiser / Script	14.96%	19
Book Fair	85.83%	109
See's Candies Sale	25.98%	33
PTA Fall Fundraiser (e.g. Mixed Bag Sales, Midland Sales)	31.50%	40
Walk-A-Thon	59.06%	75
Spirit Wear	73.23%	93
Yogurt Tuesdays	60.63%	77
Other (please specify)	3.15%	4
Total Respondents: 127		

Q3 In your opinion, the number of fundraisers at Fremont are

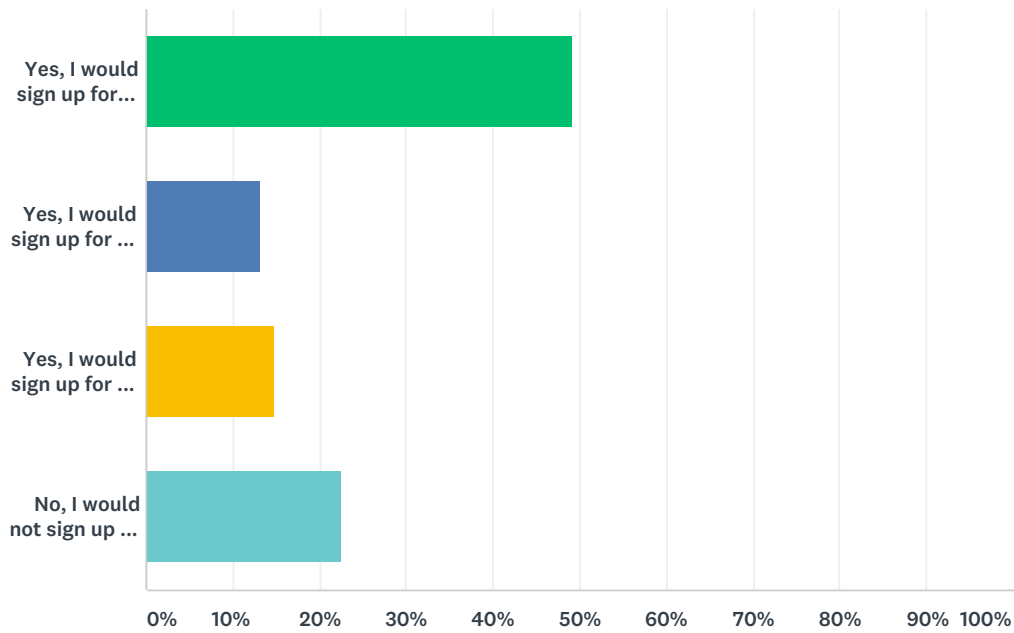
Answered: 128 Skipped: 0



ANSWER CHOICES	RESPONSES
Too few	0.78% 1
Just right	57.81% 74
Too many	41.41% 53
TOTAL	128

Q4 Would you sign up for a monthly contribution or a large annual contribution if there were fewer fundraisers throughout the year?

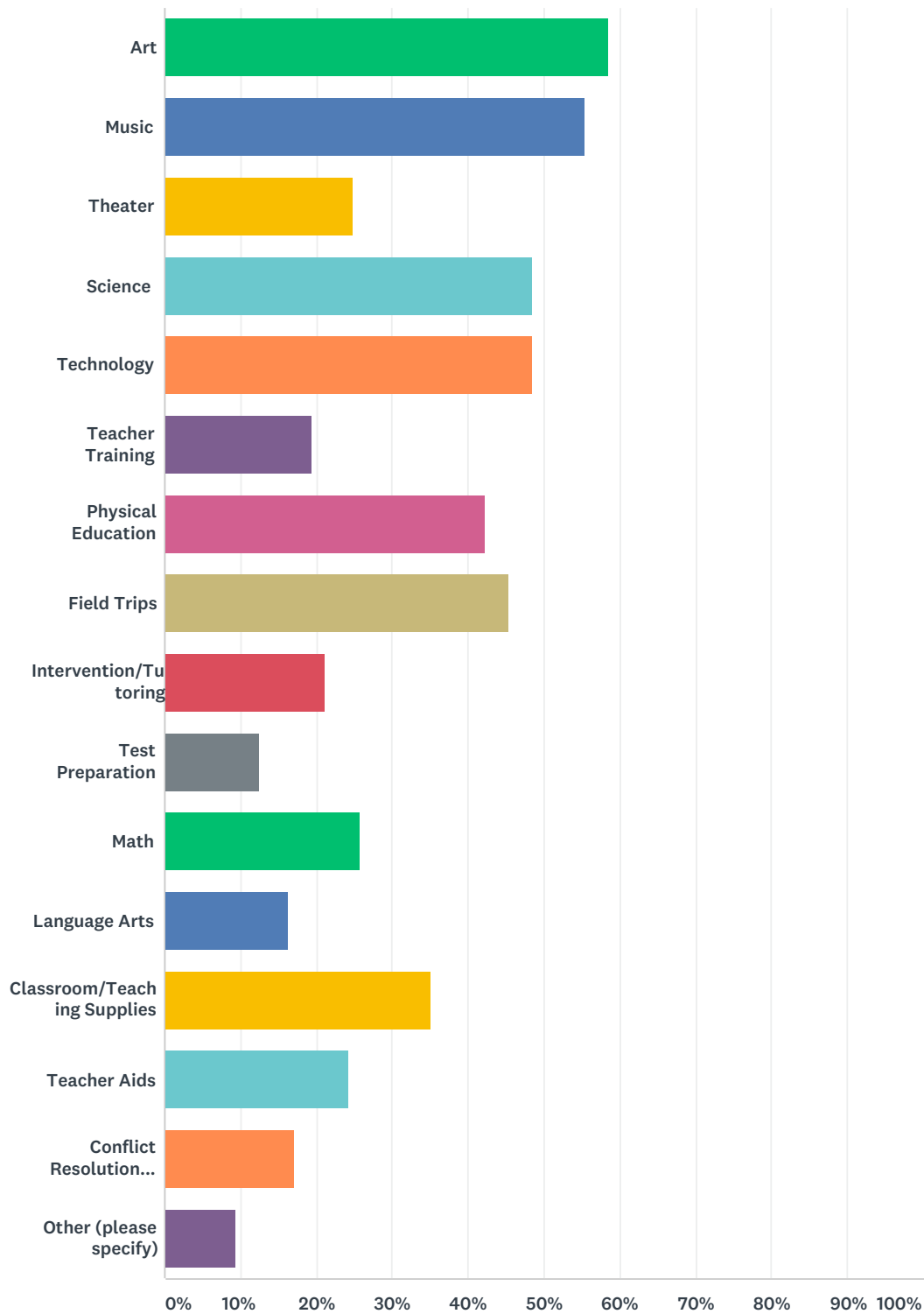
Answered: 128 Skipped: 0



ANSWER CHOICES	RESPONSES	
Yes, I would sign up for either a single large annual contribution or a monthly contribution.	49.22%	63
Yes, I would sign up for a monthly contribution only.	13.28%	17
Yes, I would sign up for a large annual contribution only.	14.84%	19
No, I would not sign up for either.	22.66%	29
TOTAL		128

Q5 What programs, equipment, academics or events would you most like to see funded by PAC fundraising? (Select up to four.)

Answered: 128 Skipped: 0



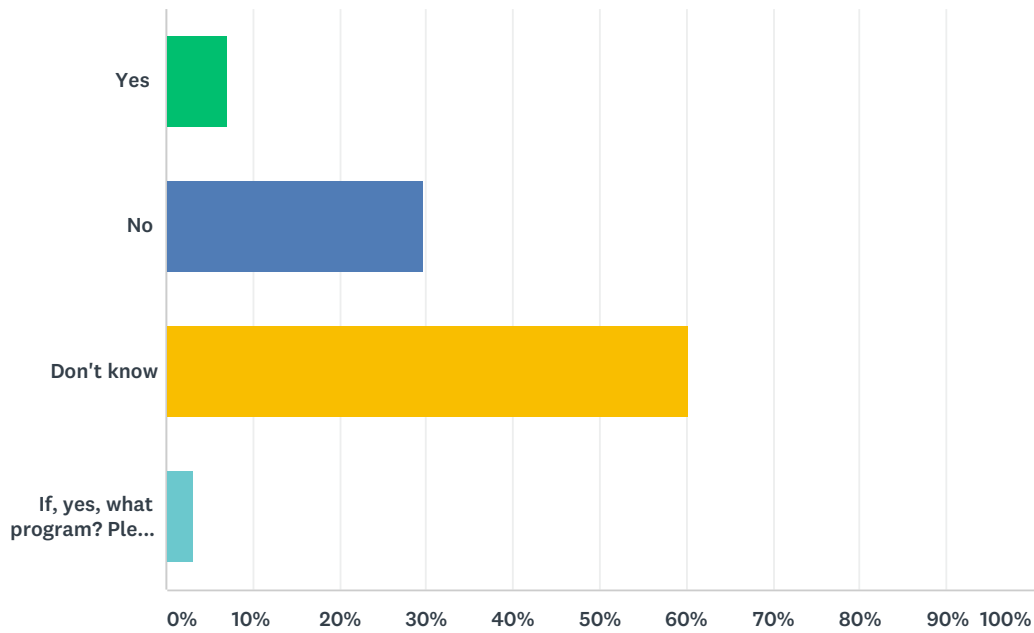
ANSWER CHOICES

RESPONSES

Art	58.59%	75
Music	55.47%	71
Theater	25.00%	32
Science	48.44%	62
Technology	48.44%	62
Teacher Training	19.53%	25
Physical Education	42.19%	54
Field Trips	45.31%	58
Intervention/Tutoring	21.09%	27
Test Preparation	12.50%	16
Math	25.78%	33
Language Arts	16.41%	21
Classroom/Teaching Supplies	35.16%	45
Teacher Aids	24.22%	31
Conflict Resolution Training	17.19%	22
Other (please specify)	9.38%	12
Total Respondents: 128		

Q6 Would you be willing to endow a specific, school-wide program at Fremont?

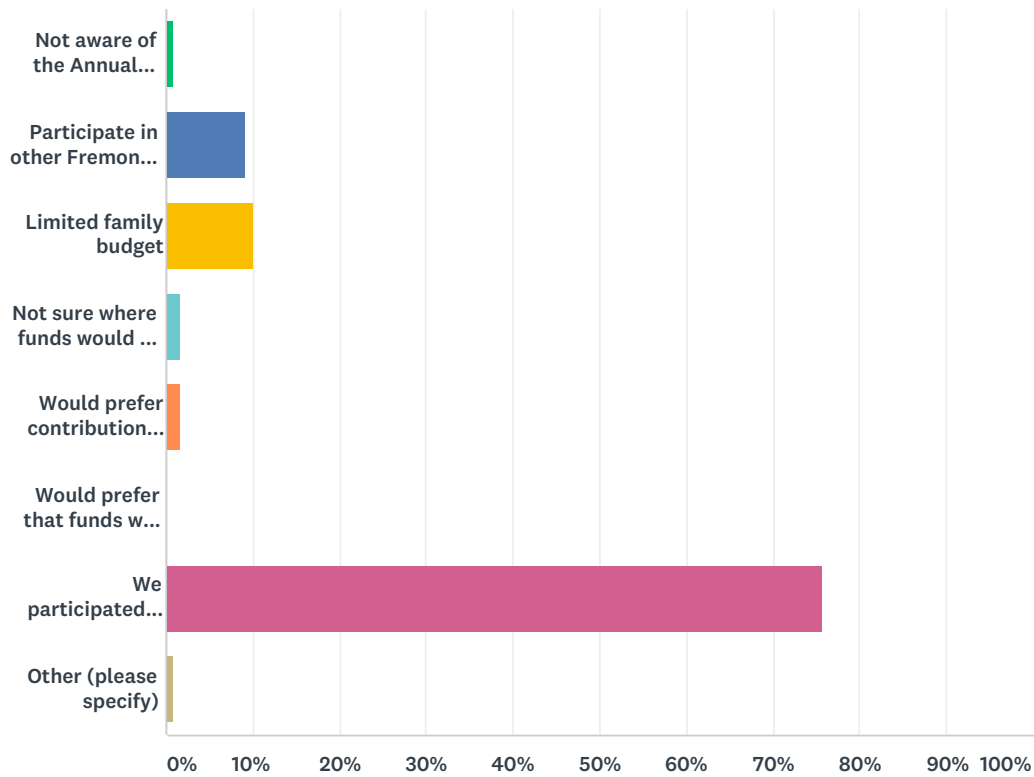
Answered: 128 Skipped: 0



ANSWER CHOICES	RESPONSES	
Yes	7.03%	9
No	29.69%	38
Don't know	60.16%	77
If, yes, what program? Please contact president@fremontpac.org.	3.13%	4
TOTAL		128

Q7 If your family did not participate in the Annual Campaign last year, which of the following might best explain why?

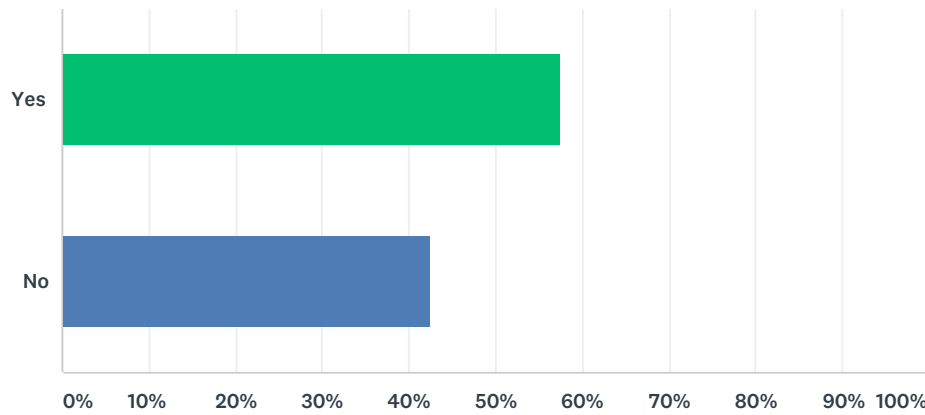
Answered: 119 Skipped: 9



ANSWER CHOICES	RESPONSES	
Not aware of the Annual Campaign	0.84%	1
Participate in other Fremont fundraisers	9.24%	11
Limited family budget	10.08%	12
Not sure where funds would be spent	1.68%	2
Would prefer contribution to be directed at a specific program at Fremont	1.68%	2
Would prefer that funds were targeted elsewhere	0.00%	0
We participated in the Annual Campaign	75.63%	90
Other (please specify)	0.84%	1
TOTAL		119

Q8 Are you aware that there is a monthly contribution option for the Annual Campaign?

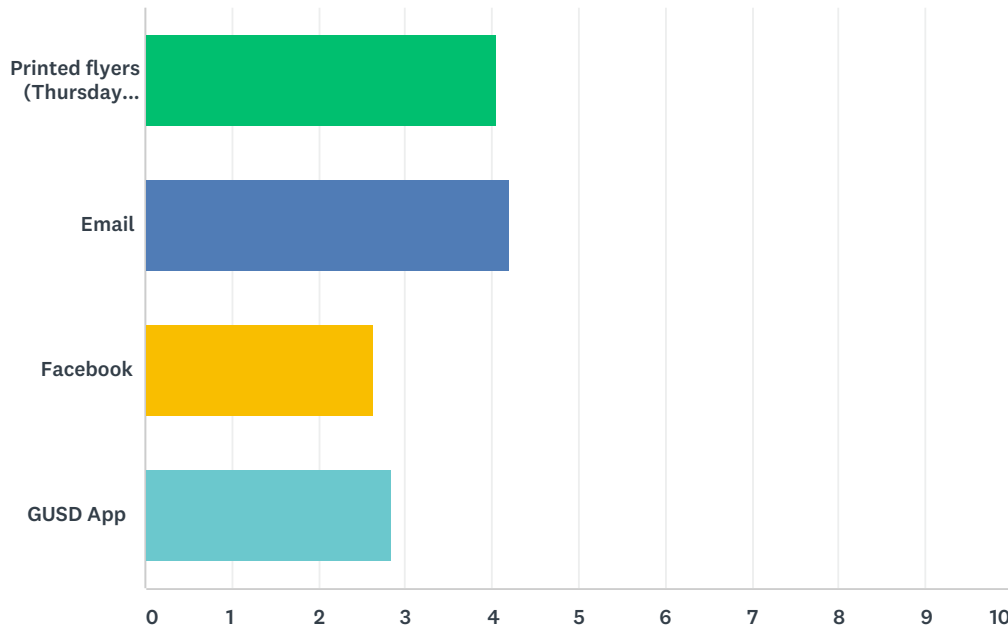
Answered: 127 Skipped: 1



ANSWER CHOICES	RESPONSES	
Yes	57.48%	73
No	42.52%	54
TOTAL		127

Q9 On a scale of 1-5 with 5 being the most effective, please rate how effective the following forms of communication are in keeping you aware of Fremont events and fundraisers with enough advanced notice:

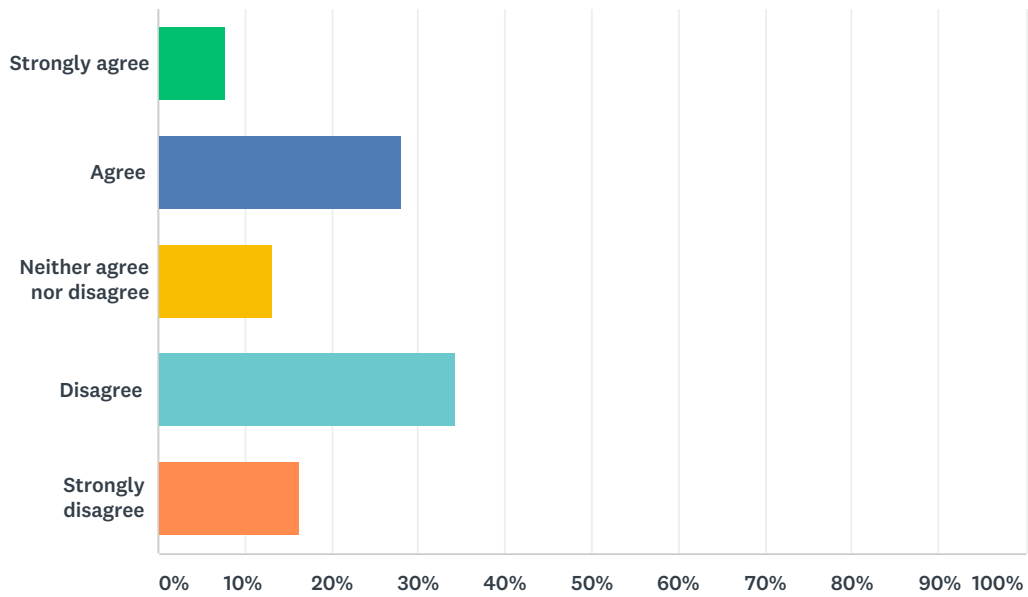
Answered: 128 Skipped: 0



	1	2	3	4	5	TOTAL	WEIGHTED AVERAGE
Printed flyers (Thursday folder)	8.66% 11	5.51% 7	13.39% 17	17.32% 22	55.12% 70	127	4.05
Email	5.47% 7	2.34% 3	15.63% 20	19.53% 25	57.03% 73	128	4.20
Facebook	41.32% 50	7.44% 9	17.36% 21	14.05% 17	19.83% 24	121	2.64
GUSD App	28.23% 35	16.13% 20	16.94% 21	19.35% 24	19.35% 24	124	2.85

Q10 My child's exposure to Art in school is sufficient and meets my expectations.

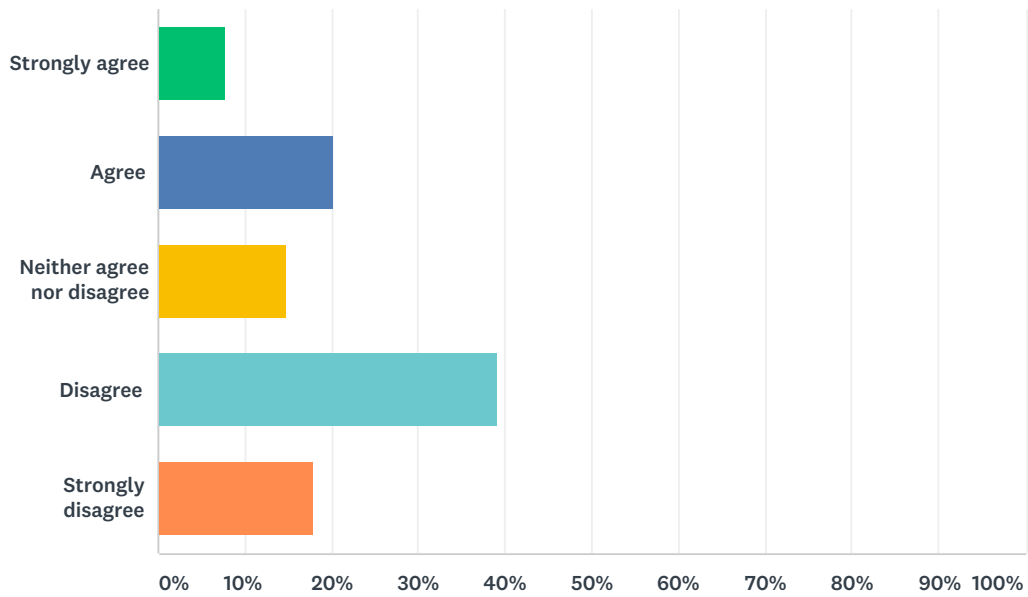
Answered: 128 Skipped: 0



ANSWER CHOICES	RESPONSES	
Strongly agree	7.81%	10
Agree	28.13%	36
Neither agree nor disagree	13.28%	17
Disagree	34.38%	44
Strongly disagree	16.41%	21
TOTAL		128

Q11 My child's exposure to Music in school is sufficient and meets my expectations.

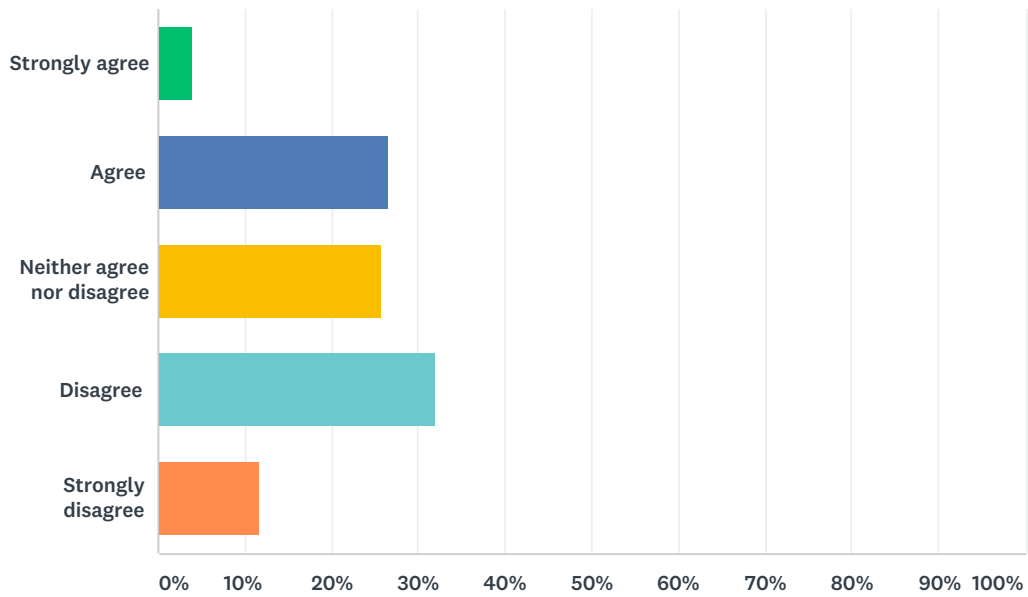
Answered: 128 Skipped: 0



ANSWER CHOICES	RESPONSES	
Strongly agree	7.81%	10
Agree	20.31%	26
Neither agree nor disagree	14.84%	19
Disagree	39.06%	50
Strongly disagree	17.97%	23
TOTAL		128

Q12 My child's exposure to Science in school is sufficient and meets my expectations.

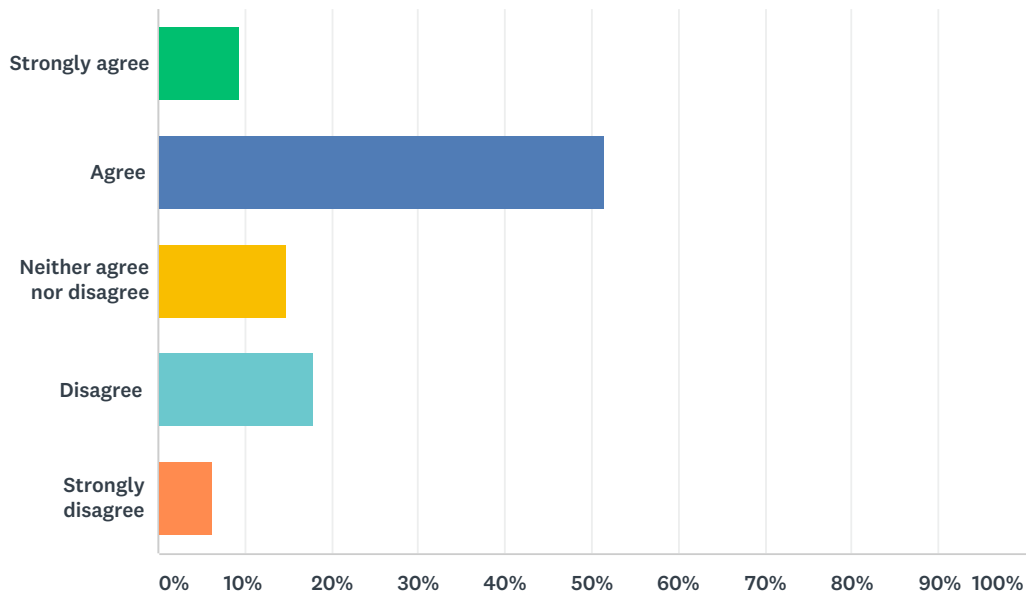
Answered: 128 Skipped: 0



ANSWER CHOICES	RESPONSES	
Strongly agree	3.91%	5
Agree	26.56%	34
Neither agree nor disagree	25.78%	33
Disagree	32.03%	41
Strongly disagree	11.72%	15
TOTAL		128

Q13 My child's exposure to Physical Education in school is sufficient and meets my expectations.

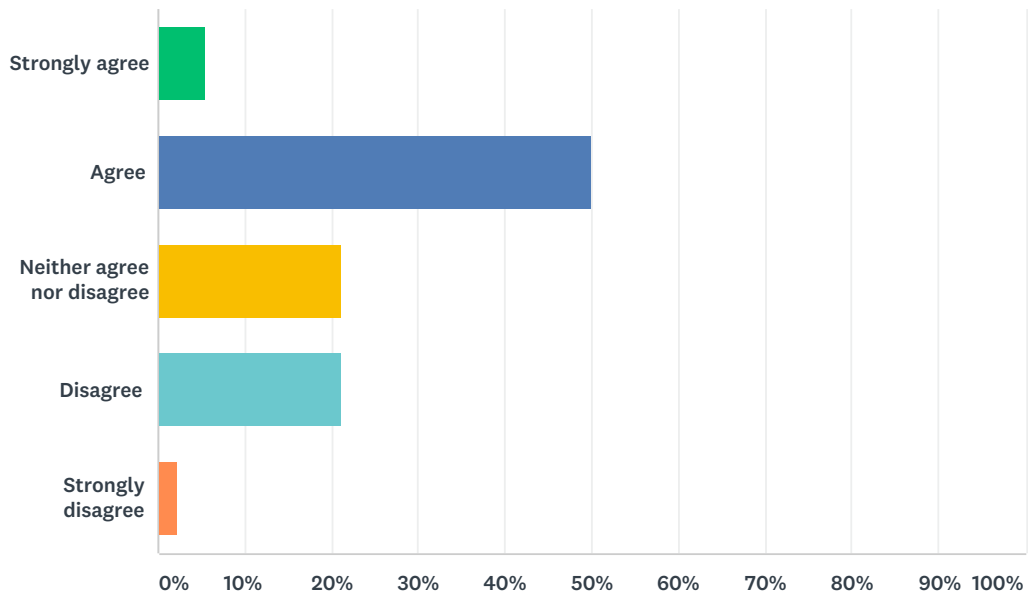
Answered: 128 Skipped: 0



ANSWER CHOICES	RESPONSES	
Strongly agree	9.38%	12
Agree	51.56%	66
Neither agree nor disagree	14.84%	19
Disagree	17.97%	23
Strongly disagree	6.25%	8
TOTAL		128

Q14 My child's exposure to Technology in school is sufficient and meets my expectations.

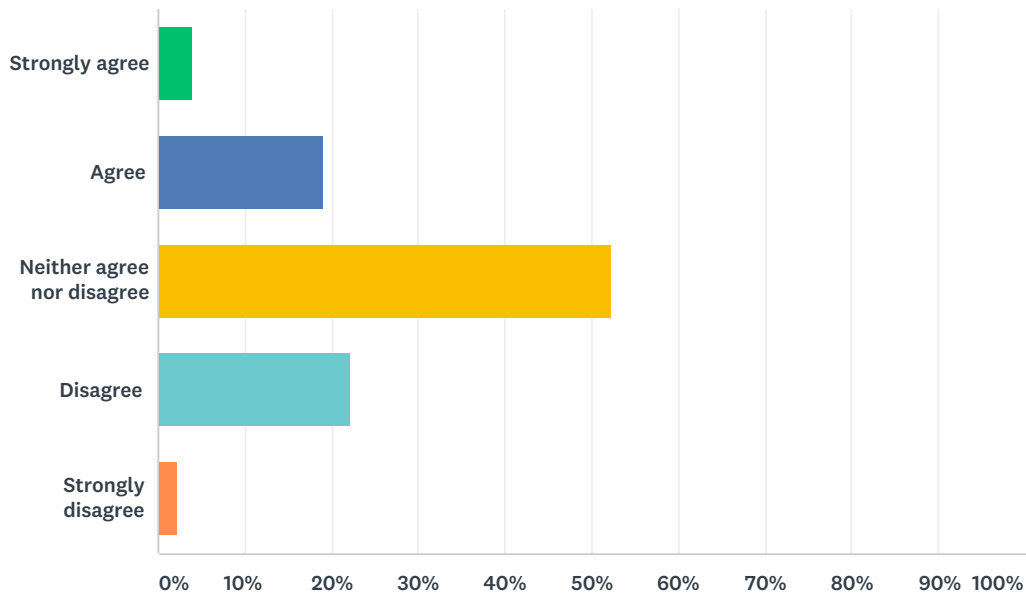
Answered: 128 Skipped: 0



ANSWER CHOICES	RESPONSES
Strongly agree	5.47% 7
Agree	50.00% 64
Neither agree nor disagree	21.09% 27
Disagree	21.09% 27
Strongly disagree	2.34% 3
TOTAL	128

Q15 My child's access to Intervention/Tutoring in school is sufficient and meets my expectations.

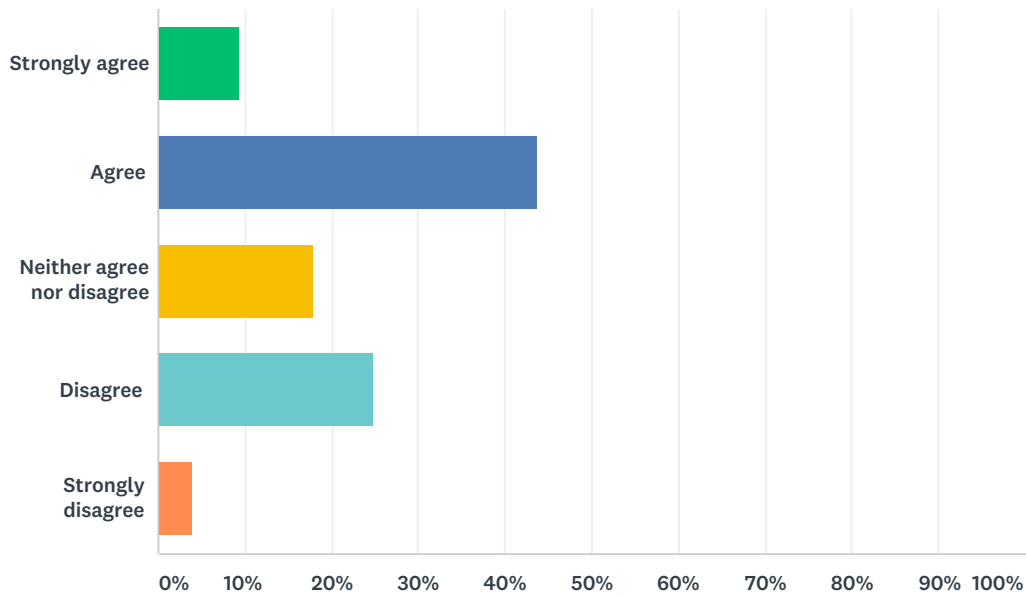
Answered: 126 Skipped: 2



ANSWER CHOICES	RESPONSES	
Strongly agree	3.97%	5
Agree	19.05%	24
Neither agree nor disagree	52.38%	66
Disagree	22.22%	28
Strongly disagree	2.38%	3
TOTAL		126

Q16 My child's Field Trip outings from school are sufficient and meet my expectations.

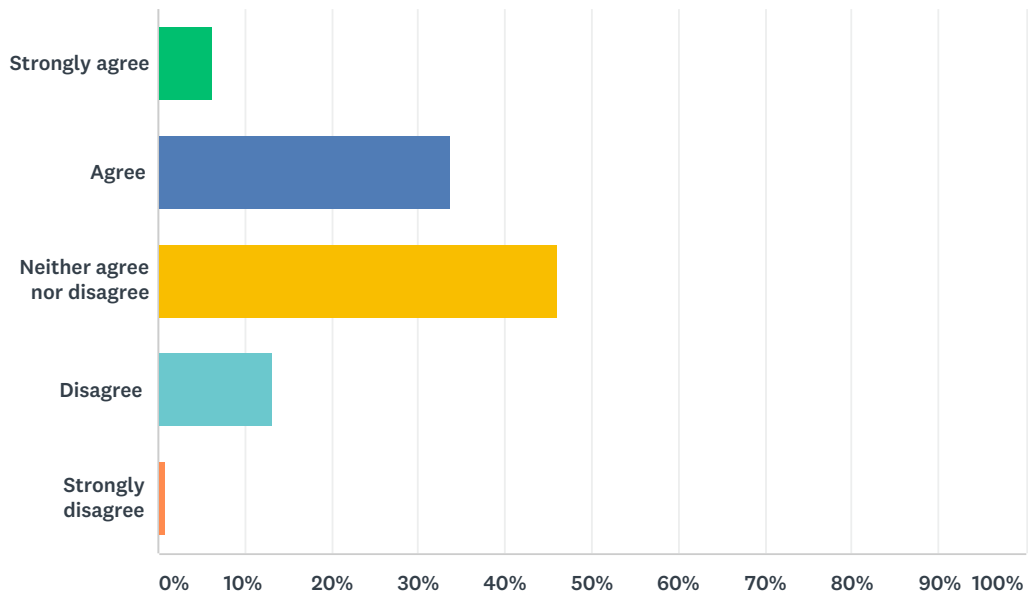
Answered: 128 Skipped: 0



ANSWER CHOICES	RESPONSES	
Strongly agree	9.38%	12
Agree	43.75%	56
Neither agree nor disagree	17.97%	23
Disagree	25.00%	32
Strongly disagree	3.91%	5
TOTAL		128

Q17 My child's standardized Test Preparation in school is sufficient and meets my expectations.

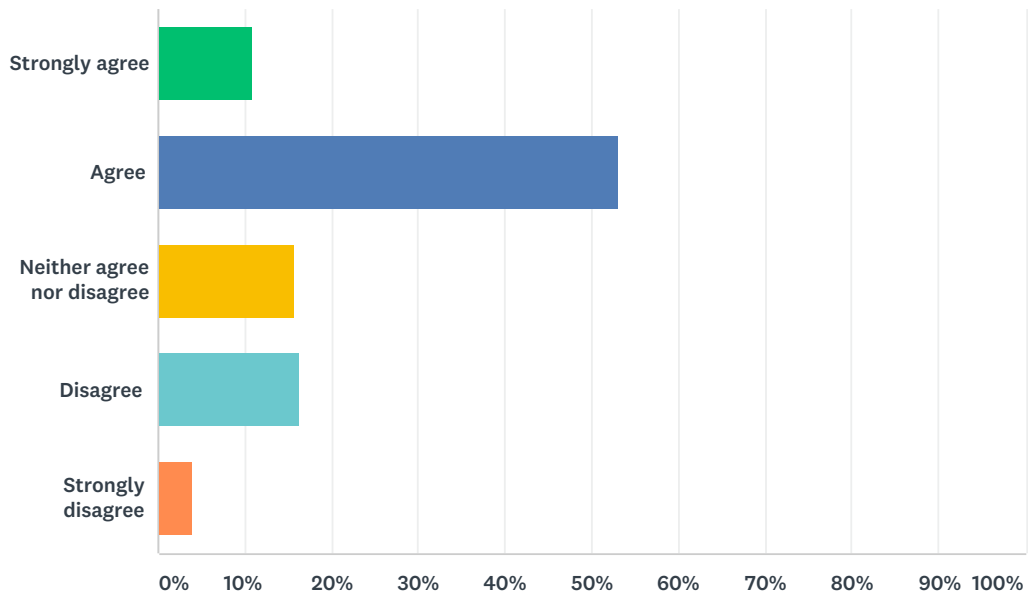
Answered: 128 Skipped: 0



ANSWER CHOICES	RESPONSES	
Strongly agree	6.25%	8
Agree	33.59%	43
Neither agree nor disagree	46.09%	59
Disagree	13.28%	17
Strongly disagree	0.78%	1
TOTAL		128

Q18 My child's exposure to Math in school is sufficient and meets my expectations.

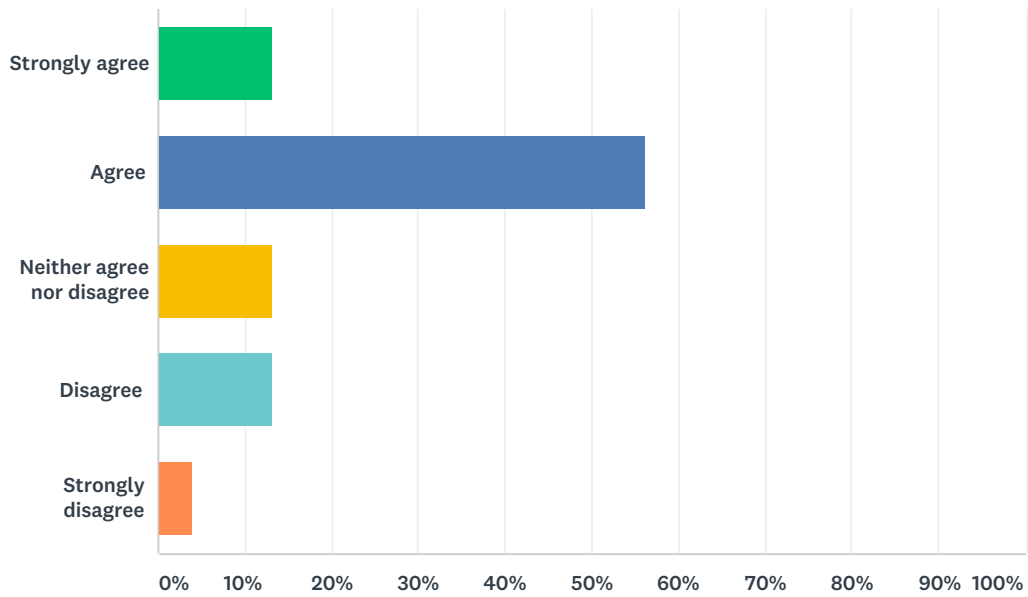
Answered: 128 Skipped: 0



ANSWER CHOICES	RESPONSES	
Strongly agree	10.94%	14
Agree	53.13%	68
Neither agree nor disagree	15.63%	20
Disagree	16.41%	21
Strongly disagree	3.91%	5
TOTAL		128

Q19 My child's exposure to Language Arts in school is sufficient and meets my expectations.

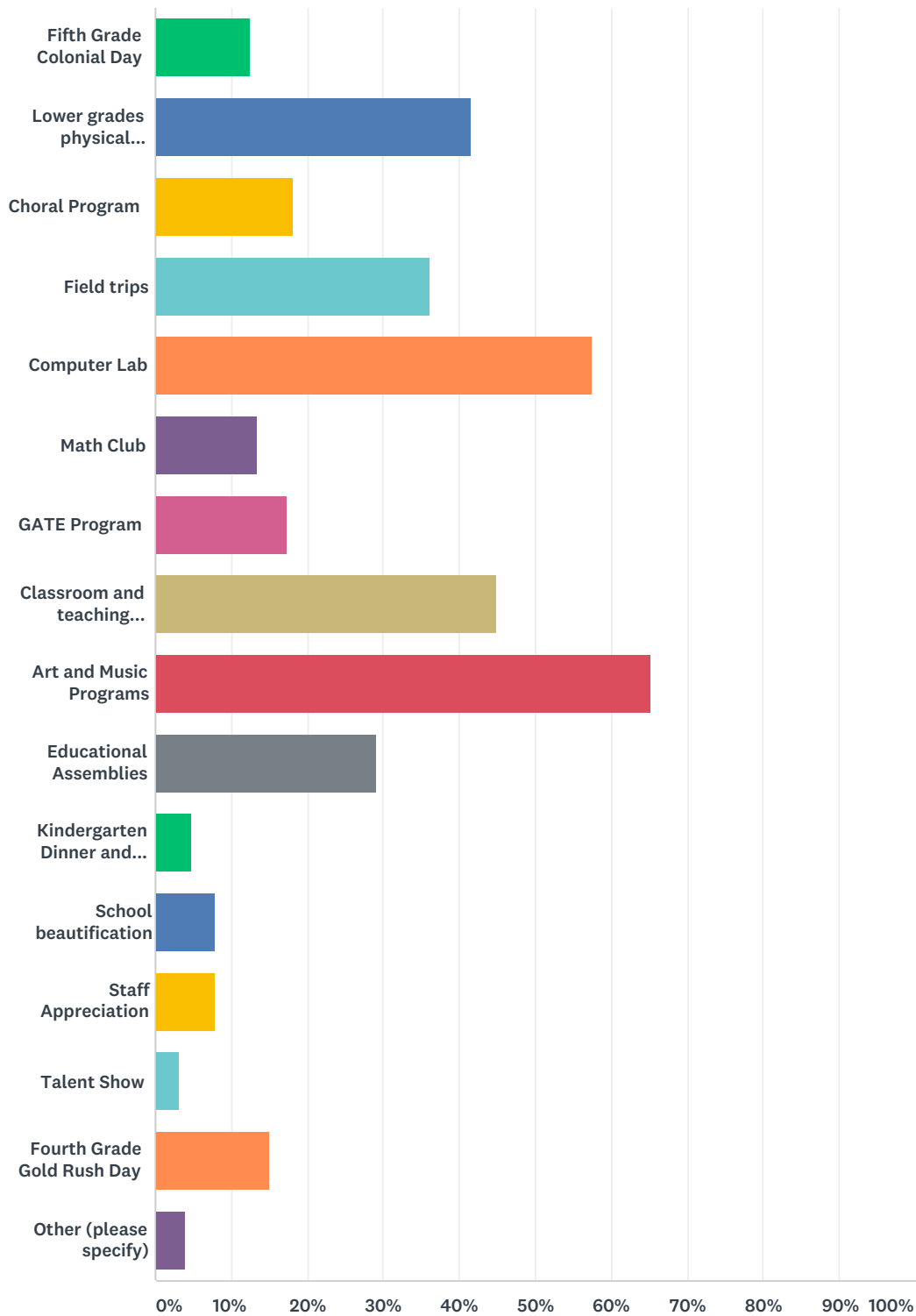
Answered: 128 Skipped: 0



ANSWER CHOICES	RESPONSES	
Strongly agree	13.28%	17
Agree	56.25%	72
Neither agree nor disagree	13.28%	17
Disagree	13.28%	17
Strongly disagree	3.91%	5
TOTAL		128

Q20 If funding resources were significantly diminished, which of the following should absolutely be maintained at Fremont? (Select up to 3.)

Answered: 127 Skipped: 1



ANSWER CHOICES

RESPONSES

PAC Parent Survey

SurveyMonkey

Fifth Grade Colonial Day	12.60%	16
Lower grades physical education	41.73%	53
Choral Program	18.11%	23
Field trips	36.22%	46
Computer Lab	57.48%	73
Math Club	13.39%	17
GATE Program	17.32%	22
Classroom and teaching supplies	44.88%	57
Art and Music Programs	65.35%	83
Educational Assemblies	29.13%	37
Kindergarten Dinner and Orientation	4.72%	6
School beautification	7.87%	10
Staff Appreciation	7.87%	10
Talent Show	3.15%	4
Fourth Grade Gold Rush Day	14.96%	19
Other (please specify)	3.94%	5
Total Respondents: 127		

Q21 Is there anything else you would like to share with PAC about how we can improve?

Answered: 52 Skipped: 76